

Still Alive With Sir Clive!

ZXir QLive Alive!

The Timex/Sinclair North American User Groups Newsletter

Volume 8 No. 1

Spring '98

Chairman

Donald S. Lambert

Auburn, IN

MEMORY MAP

ROUTINES

ADDRESS

- 2 Information and Chairmen — Treasury Notes
- 3 *Input/Output* — by Abed Kahale
- 13 RAM Storage
by David Lassov
- 15 OS64 Manual
- 17 Sinclair E-Mail List
- 18 Garbage Gobbler
by David Lassov
- 19 From The Chairman's Disk
by Donald Lambert

FILES



- 22 *QL Hacker's Journal*
by Tim Swenson

SUBROUTINES

- 26 Unclassified Ads
- 29 FWD Computing

30 **COCO**

Fest



ZXir QLive Alive! ©

ESTABLISHED 1991 THE TIMEX/SINCLAIR NORTH AMERICAN USER GROUPS NEWSLETTER

T/SNUG Information

We wish to support the following platforms : ZX-80/81, TS-1000, Spectrum, TS-2068, Z88 and QL. If you have any questions about any of these fine Sinclairs, contact the:

Chairman

Chief Motivator
Donald S. Lambert (ISTUG)

Vice-Chairmen

Tape & JLO PD Library

D. G. Smith
415 Stone St.
Johnstown, PA 15906
814 535-6998

Z88 Library

Dave Bennett (HATSUG)
1275 Timber View Dr.
Mechanicsburg, PA 17055-9146
717 732-4374

QL Hacker's Journal

Timothy Swenson
38725 Lexington St.
Fremont, CA 94536
swensontc@geocities.com

TS-2068

Rod Humphreys (VSUG)
10984 Collins Pl.
Delta, BC V4C 7E6 Canada
604 583-2819

QL PD Library

John Donaldson (CATUG)
835 Foxwood Cir.
Geneva, IL 60134-1631
630 232-6147

AERCO & Z80 Emulator

Keith Watson
41634 Amberly Dr.
Mt. Clemens, MI 48038

BBS ---GATOR---

Bob Swoger (CATUG)
613 Parkside Cir.
Streamwood, IL 60107-1647
630 837-7957 Work 847 576-8068

Any of the above can also be reached by E-Mail through the
Club BBS 847 632-5558

ZXir QLive ALive!

Is the newsletter of T/SNUG, the Timex/Sinclair North American User Groups, providing news and software support to the T/S community in a **VOLUME** of four newsletters per year; beginning with the Spring (March) issue.

T/SNUG's main goal is to preserve and encourage the use of Sinclair computers by providing an open forum for the exchange of knowledge, building and maintaining of software libraries. Providing vendors, repair service and members with free ad space

It is the user groups and individual subscribers, rather than the vendors, that provide the pecuniary support for this newsletter. Vendors and developers receive this newsletter free of charge, though contribution from vendors and user groups is gratefully accepted. Please support our vendors and service providers whenever possible.

If you have a problem or you have solved a problem, please share it with the rest of us. No problem will be considered unimportant.

Editor/Treasurer Publisher

LarKen PD Library

You can keep T/SNUG alive by an annual contribution of \$12 for one VOLUME made payable to Abed Kahale. Send check to:-

ABED KAHALE
3343 S FLAT ROCK CT
SIERRA VISTA AZ 85635-6874
520 378-3424

Back copies are available for \$1.00 each postpaid.

Trea\$ury Note\$

As of March 16, 1998, we have a balance of \$991.51

Article Contributions

Send in your articles by tape or disk and your inputs to:—

DONALD S LAMBERT
1301 KIBLINGER PL
AUBURN IN 46706-3010
Phone 219 925-1372

By hardcopy, MSDOS or modem (.3-33 6) to:

Abed Kahale

E-mail: AKahale@compuserve.com

GATOR's TWISTED PAIR

To better inform the Sinclair Community, four 24-hour a day BBSs are now provided to serve you. You are encouraged to exchange mail and use the files sections of these boards. Bulletins and ads are available to all.

Q-Box BBS 810 254-9878

Utica, Michigan

SCC Sever Jose Moreno

<http://members.tripod.com/~helpme/>

SOL BBS 520 882-0388

Tucson, Arizona

Club BBS 847 632-5558

Arlington Heights, Illinois

If you know the Internet E-Mail address of a Sinclair user, but do not have access to Internet, simply address your E-Mail to GATOR Sinclair on the 24-hour Club BBS and include the name and E-Mail address of the user you wish to reach. Then check the Club BBS from time to time if you expect a reply.

We encourage you to exchange mail and contribute to the UPLOAD section. Call and register using your first, last name and phone number along with a password you won't forget. **Write It Down!** Do not try to do anything else at this time.

When you call-in the next time, you will have Level 5 security and be able to enjoy full user privileges. The BBS has smaller sections called conferences. Select "J" for "Join a Conference". Select "TIMEX" to get into the Sinclair Section. The mail you then read will only be from other T/S users. Use extension ART for articles, .ADS for ads and NWS for news when UPLOADing.

For help, contact the SYSOP, Bob Swoger, by leaving a message, mail, E-Mail or phone.

CENG108@email.mot.com

Input/Output

by *Abed Kahale*

Abed,

Please renew my membership to ZXir QLive Alive for the next year. I would also like to help Rod move his stocks of Sinclair equipment and supplies to Boxholm, Iowa.

Please add \$100 to T/SUNG

contribution.

Sincerely,

Earl Kielglass

Tempe, AZ

May 1998 be your best year ever. Vol. 7 #4 '97 is a great issue. Thank you, Earl

Dear Sir,

Enclosed is a money order for \$22, \$12 for membership and **\$10 earmarked for the RMG project**, thanks.

Robert Schimke,

Machine Shop Supervisor

Placentia, CA

Keep up the good work!

Merry Xmas, the **extra \$12 is a donation** for whatever you need. Thanks,

John Pegram

Los Angeles, CA

I am interested in T/SUNG, please send me some information. I am really interested in +2a, I have two broken 2068s.

I am not familiar with the +2a, I am sending you a copy of ZQA!

The +2a was a Sinclair Spectrum, after Alan Sugar bought the company, it was the last Spectrum design on the market. Oddly it came after the +3. Thanks for the info about T/SNUG.

BTW, Have you subscribed to the news group comp.sys.sinclair? Also, check out my homepage @ www.atlantic.net/adansby.18r

Andrew Dansby

adansby@atlantic.net

Regarding Bob's so-called critique of our main menu program on page 17, he doesn't know all the facts. For example, the menu is coded IN-LINE at lines 30 and 40, because the equivalent screen string takes up *two* additional tracks on disc, and there are *no more free tracks*. Bob didn't notice that, *only* because Abed ran out of space on page 17, with which to display the *full catalog*.

Sorry, Bob !!!!

David E. Lassov

In answer to Bill McKelvey's need for good DTP software, we recommend Stan Lemke's Pixel Print Plus on

disc #L10 of your TTSUC library, or, **better**, Stan Lemke's Pixel Print Professional on disc #28 of your TTSUC library. PPProfessional is **great**, but it DOES require RAMDISK, too! Note, that supporting graphics come with disc #L10 (fonts, little pictures, etc.). We have figured that one out, and it works, whereas WordMaster by Jack Dohany is still on our shelf. But, this latter DTP software will satisfy Bill's needs, also. The thing is, that he needs to be comfortable with it first, something we could never do!

David E. Lassov

!! CORRECTION !!

Bob Swoger wrote the Ultimate Autostart article. But, CLEAR 27577 wastes one byte "every time" (should be CLEAR 27578 !!)

We occasionally use RAND USR CODE "d" instead of RAND USR H for *three good reasons*.

1. saves 14 bytes every time
2. executes faster

3. during critical code, H can **vanish**, not CODE "d"

1. The CODE file is three bytes shorter for RAND USR H, but you have to add in the code length for LET H=100 and at least five bytes for storage of H in the **Variable Table**. On the other hand, "d" is always stored in ROM as a constant and takes **zero** more bytes for storage!!

2. Use of variables like H can really **slow down** a program, whenever there are lots of variables. You see, variable H is accessed by **Table-Lookup** on the variable list, and every use of H would be a **slow serial access**!!

3. Since "d" has a fixed location in protected lower core, it is impervious to operations like CLEAR, NEW, and

disc drive malfunction, which often make our variables like H disappear, by the time they are needed. If we only had a nickel for each **brilliant** line of code, lost during development but before being stored away, we would be wealthy, indeed!!

ENTER the code below, and see for yourself

```
10 LET H=100
```

```
20 RAND USR H
```

reduces FREE from 38652 to 38627.

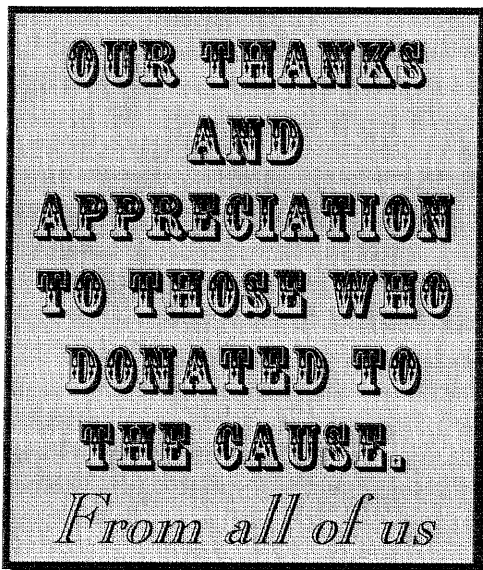
```
10 RAND USR CODE "d"
```

reduces FREE from 38652 to 38641. QED

David E. Lassov

Dear Sir,

Hello, I would like to subscribe to your Newsletter ZXir QLive Alive. Thank you for sending me the complimentary copy, it is a great magazine. I proudly own several Sinclair machines; 2 (broken) 2068's, 1 Sinclair +2a



ZX-Spectrum 128 and one ZX-81. I also use Z80 emulator for my PC. If you have access to the Internet, I also have a homepage at <http://www.atlantic.net/~adansby>, that has a big section on Sinclair computers.

Thank you very much and I am looking forward to my subscription. Sincerely,

Andrew Dansby
Gainesville, FL

Dear Abed

The newsletter says "Re-Up Time" has arrived yet again, and enclosed is my check. As long as you remain willing to put together this very nice, thick quarterly publication, the least we other T/S enthusiasts can do is keep our memberships up.

I saw Bob Swoger's note on the RMG Project. He mentions the T/SNUG treasury is low; but, across the page, you indicate the treasury had \$682.87 as of December 10. That's low??? Most 8-bit user groups would kill for that much money in the bank! Anyway, my check is for \$17 (not \$12) in order to include an **extra \$5 contribution toward the RMG Project**. I hope it helps.

I can't say I've done much in the T/S world in recent months. I've accumulated some other 8-bit systems recently (like an Apple IIc), but I've also been spending more time in the DOS world. Starting with a cranky 80386 unit last year (year before?), I've since gotten an 8088, 80286 and a 80486, the latter two just in the last week. With prices as low as they are on older DOS equipment (the '486 was \$150 without monitor, the '286 was \$10 including a VGA monitor, and the 8088 was free), it's pretty difficult NOT to get into the DOS world. Rest assured, however, that these are additions and not replacements; to paraphrase the gun lobby, they can have my T/S equipment when they pry it out of my cold, dead hands.

Merry Christmas to you, and I'm just positive that Sierra Vista will have a white Christmas! Sincerely,

Gilliam Y. Parrish
Beggs, OK

Dear Abed,

Enclosed please find my contribution for the coming year **and \$12 towards RMG**.

Thanks to all of you for your fine work in keeping the groups alive.

May '98 be interesting and prosperous for each of you.

Hugh Scriven
Chula Vista, CA

Computing In The 90s

When it comes to computing for the masses, Microsoft would have you believe that their emulation of Apple's graphical user interface (GUI) is the vision of the future -- ease of use, power to the people. But, presuming that you are a "real" person, there are many pitfalls along the way if you take the Wintel (Windows/Intel) path instead of using a computer like the Timex-Sinclair 2068.

The truth remains, that the 2068 may still be a better computer for many people -- more so for new comers.

Here are some of the reasons:

Startup - 2068 - 5 to ten minutes to plug in the cables and turn on and start computing

Wintel (Win-Intel) - hours, or days ... depending on version

Software ... This is not to say that the 2068 is ideal. There are some disadvantages, but that is to be expected after 15 years of software development. For example, Al Feng has mentioned that he has an interest in Win95 because he wants to run some language translation software. But, he has NOT felt the need to satisfy what may be a whim.

Internet access is the "hot" area of computing, so much so that Microsoft's shenanigans in that arena of computing have incurred the scrutiny of the Justice Department ...

Cost - low vs. thousands.

Well, you get the idea. AL

... maybe you should write something for ZQA! just so that members can bask in the knowledge that their Sinclair doesn't have whatever problems you may experience with Win95

Al Feng

Windows 95 floated in on a raft of promises. It was the operating system that was supposed to be easy to navigate, prevent system crashes, solve all your installation problems, balance the federal budget, and bring about world peace. Now, two and a half years later, we know better.

Despite the rosy promises (and many service releases, bug fixes, and updates), many **features** in Win95 still leave us gritting our teeth and reaching for a bottle of aspirin (or scotch). These aren't necessarily catastrophes that will wipe out your data, just everyday glitches that annoy and irritate—enough to make you want to stick pins in your Bill Gates doll.

For a guy who used Windows since 1987 at work, it is like learning how to drive a tricycle after driving a motorcycle. A whole new game.


Dear Mr. Kahale,

I enclosed an extra \$3, you can either

apply to your costs or toss it into the RMG project.

Thank you again for hanging on Uncle Clive's orphaned computer - The Z88 is the one I use the most because of work!

Francine Sklar
Loch
Sheldrake, NY



"My laptop is being repaired."

Thank you much for the nice job of reprinting the QPC article. Perhaps we may have at least raised the curiosity of some as to what QPC can do to upgrade QL computing and help keep it

Alive!

With best wishes for the New Year!

Bob Hartung
Huntertown, IN

Hello,

Well, here it is, the 4th of January, 1998. I am about to dispose of the as things but I want to give TSNUG one last chance to obtain it and save it from the landfill

I understand that CATUG has put up \$250.00 to get the ball rolling. If you were to forward that amount now, I would begin shipping and would continue to ship until I have spent \$200.00 in shipping costs. At that point, I would allow up to two weeks for the next installment to arrive. If another installment of \$250.00 were received, I would again ship until I had spent \$200.00 on shipping. After that, any and all moneys that I receive would be spent on shipping costs until all items are shipped.

If any moneys remain at that time, I will return it to you and TSNUG.

If this is an acceptable plan, please let me know as soon as possible.

Rod Gowen

Abed,

I have enclosed my annual contribution **plus \$20 for the RMG Project**, I hope it is carried out. I do not use my computer too much these days, I still think that it was one of the best ones, but I still use it.

As ever 73 es

Harry Miller
Berlin, MA.

To: Swoger-CENG108 Bob
From: fdavis@iquest.net@INTERNET on Wed, Jan 28,
Subject: Re: FW: Amiga help
Bob,

Back on line of a sorts. Shell access only at the moment. Have had over two dozen calls on the phone you say is a problem since your fax. No problem. What were you using to contact me? The phone is set not to accept any attempt to use caller ID. I much prefer that and will be maintaining that as I do not like the idea of caller ID. Perhaps that was the problem.

Looking once again at trying to fit the CocoFest into our schedule. I have 73 days till retired from the Post Office.

Later, Frank (Davis)

Bob,

Thanks for sending the "complete" list ...
I'm going to suggest that all software for all platforms be omitted unless someone declares an interest now ...

I was confused by Gowens listing of:

Disk Dr. Sys LarKen Amdek 3 W/Cable (2068)	RMG#P106	199.95
Disk Dr. Sys LarKen W/ 3.5" 800K Dr. Com	RMG#P108	305.00
Disk Dr. Sys LarKen W/2 3.5" 800K Dr.s Co	RMG#P109	390.00

Disk Dr. Sys LarKen W/2 5.25" DSDD-Case/PS	RMG#P111	350.00
Disk Dr. Sys LarKen W/ 5.25" DSDD-Case-P/S	RMG#P114	299.95
Disk Dr. Sys LarKen DSQD 5 25" CaseW/PS	RMG#P117	319.95
Disk Dr. Sys LarKen 2 DSQD 5 25" W/Case-PS	RMG#P118	379.95

Does this mean that there are seven (7) LarKen Sys that can be separated from the physical drives?
I think that all 2068 hardware & peripherals should be sent. Although others have suggested 1000 stuff not be sent, I don't know enough to make an informed opinion.

If Gowen is judicious in how he packs & ships, all of it could probably be sent (except the monitors & drives ...)

AL (Feng)

Bill Gates wanted to look good and impress everyone with his success, so he decided to measure the accomplishments of Microsoft against auto industry giant General Motors. This is a portion of the press release he approved:

"If automotive technology had kept pace with computer technology over the past few decades, you would now be driving a V-32 instead of a V-8, and it would have a top speed of 10,000 miles per hour. Or you could have an economy car that weighs 30 pounds and gets a thousand miles to a gallon of gas. In either case, the sticker price of a new car would be less than \$50."

General Motors read the press release and issued a brief response: "Yes, but would you really want to drive a car that crashes four times a day?"

Abed,

Dues + \$25 for the RMG fund.

Bob Barnett
Fort Myers, FL

Hello Rod, January 11, 1998

You should have received the disk by now updating you on the RMG project.

Bob Swoger called and we had a discussion on the best possible way to make ends meet with the \$342 that we have on hand.

We want to limit the shipping expense to a minimum to stretch our dollars.

The items that we would like shipped to J. Shepard are to be only Sinclair hardware and direct plug-ins.

Of course this will exclude the following:

- No IBM compatible.
- No books or magazines.
- No disk drives.
- No disks.
- No printers except for the 2040.

Also, if possible, can you ship UPS?

J. Shepard address is:
JOHN J SHEPARD
281 130TH ST
OGDEN IA 50212

When mailing by other than US Mail, the following should be added:

The first house 1/4 mile west of the intersection of US Highway 169 and Boone County road E-18.
Ph # (515) 846-6378.

Thank you from all of us,

Abed

Dear Abed,

I wonder why my EMail address was not included on the Sinclair E-Mail List? Perhaps it is because I don't call any long distance BBSs. However I am quite active on the Internet. My address is dbennett@epix.net.

I find that the Z88 MacLink program mentioned in the last issue works fine with Mac OS 8. Not bad for a program that was written for Sys 6 in the late Eighties. I must not have the troublesome Extension that Bill Collins has.

I find that a good source of Z88 information on the Internet is the Z88 Forever page. This is run by Garry Lancaster. The address is:

<http://www.menaxus.demon.co.uk>

There is all sorts of Z88 information and a complete library of files. The page is mostly text so it should be accessible for users using text browsers such as Lynx. I see that the entire former Z88 Users' Club Library is included on the Z88 Forever page. I was told by the former Club head librarian that those files were not to be placed on any file server. Perhaps they changed their policy. Which is good. I believe those files should be accessible by everyone especially since the group does not exist anymore.

Dave Bennett

Hello Abed,

Received your letter and the check for \$342.00 today.

Am a bit disappointed that so much of the TS stuff that I have left will end up in the local landfill. I sent you a list of the items that I had left in stock of the TS things. (*Never received it*) I never had any intention of shipping any of the IBM clone items or related software/hardware. What I wanted to see salvaged was the actual TS hardware (1000/2068/2040/2020 /QL/Misc. circuit boards and other items) as well as the TS software Cartridge, cassette, & disk.)

It now appears well as all of the cassette, cartridge, and disk based software as well as all of the NEW TS books left will be disposed of in my local transfer station for the landfill.

I have found a home for the IBM items so will not have to deal with them any longer.

I can guarantee that ALL of the remainder will be gone by the end of March, 1998! As I have already been trying to get rid of this stuff for over 2 years. I will not extend the deadline any longer than that.

I am sure that folks will understand that I need to move on with my life. I am working closely with the Oregon State Commission for the Blind as a computer consultant and tech support for IBM and Blazie computer products. It is a volunteer position so does not pay the bills. I still do some IBM consulting on the side and have my SSDI to keep me going.

I thank you guys for the long-time support and for trying valiantly to salvage at least a portion of this stuff.

I will await your confirmation of exactly what you want me to ship before I begin. Remember, I said

before, I will retain \$100.00 of the money for my work and time as well as to help cover the costs of packaging and labeling and transport to the local UPS pickup point. There is a \$5.00 charge each time I take a load in to be shipped. As I cannot read the boxes and labels any longer, I have to pay a helper to come in to help me get it all out. I will pay her out of that \$100.00 and at \$5.00 per hour, I hope that the job does not take too long. There will be a LOT of sorting to do.

I am enclosing a copy of what I have left in the TS line. Please look it over, make a check mark to the left of the items you think you want shipped and send it back to me with your reply and I will use it as a guide in getting things out to you.

If this sounds reasonable and fair to you, let me know. If not, let me know and I will return your check un-cashed.

Awaiting your reply, Sincerely,
Rod Gowen

Hello,

In a telephone conversation with Rod Gowen of RMG Enterprises yesterday it was mentioned that you are the lead person for a user group (TSNUG) for Sinclair and Timex/Sinclair computer users. I would appreciate any information on this group and how to join. I've been an owner since 1983 and had thought that after the demise of Time Designs Magazine there was no one left supporting these computers.

I am trying to locate hardware and software items for my ZX81 and TS2068 (Romswitch, disk interface, modem, etc.). Can you tell me if there is anyone still offering stuff for sale/trade?

Thanks,

Jack Boatwright
Bend, Oregon

jboatno4@outlawnet.com

Abed,

Thanks for the prompt reply. It's nice to know that there are folks still interested in these machines. I certainly would appreciate a copy of the newsletter. Hopefully it will have the information in it to send my membership payment. If not, please send me that information and I will send it promptly.

Thanks again,

Jack Boatwright
Bend, OR 97701

Abed,

I mailed you a check for \$8. This for the RMG Project from CATUG members

Thoresen \$4
Dorinson \$4

====GATOR====

Abed,

I received the sample ZQA! newsletter today. Thank you! Expect my subscription payment.....

I noticed that back issues can be purchased. Are all of the back issues available? Also, I noticed that the back issue price was 75 cents, but it cost 78 cents to mail the sample issue to me. Maybe the back issue price should be

raised to at least cover the postage costs ;-)

Jack Boatwright
Bend, Oregon

Sender: Bob_Swoger-CENG108@email.mot.com

To: ad799@osfn.org (Doug Gillespie)

Subject: RE: T/SNUG RMG Project.

>Will \$150 cover it?

A. [Rod said it should, he will let us know one way or the other]

>1. I'll send the 150. I need a few more days to figure financial stuff.

>2. Ship as much as possible with 10 copies of each tape, plus 10 copies of any 2068 and QL tapes. Send as many micro tapes as possible. I'm a QL and 2068 person too.

>3. Let me know how much is left or if all is sent.

>4. I'll send more \$ depending how much is left.

Like I said, there should be nothing left cuz I'll pay to send everything (except we'll see about all the tapes).

A. [What J Shepard plans to do is ship the items that someone requests to that requester for the cost of shipping only. That requester is presumed to be Frank Davis. It could be anyone else. It will be published in ZQA! newsletter]

>You mean if somebody wants something they just ask for it and send shipping money?

>Just curious, how did TSNUG become in charge of this project? ---==GATOR===---

Abed & Bob,

Yes, I would be willing to pick up from a bus station. There is a Greyhound/Jefferson station in Ames, IA, where the Iowa Dept. of Transportation is located (my employer). It's also home to the Iowa State University Cyclones who may do all right in college basketball this year. But, I'm not really that big of a sports fan, so don't know why I threw that in.

Anyway, if we were to chose to send by bus, since my only mode of carrying the packages home is by way of my 1980 Chevy pickup, I would be interested in how many loads that it would take, to measure my enthusiasm to bus shipment. If more than one you see I would have to take the balance to my shop storage to get that away from the bus station. In that case, I may be more inclined to offer to pay the difference to have it shipped by UPS, who as well as Fed Ex, Purolator and RPS, deliver to our home.

The address you have is correct. These shippers, however like to have some additional information on the shipping label following the address. That info is as follows:

This address is the first house 1/4 mile west of the intersection of US highway 169 and Boone County road E-18, Ph # (515) 846-6378. You folks with convenient city addresses probably don't understand the need for all that, but since you're captive for the moment and my previous experiences produced a gift for gab and winter time doldrums have set in this is why.

Our home is actually in the city limits of the small farming hamlet of Boxholm, so named for its sister town in Sweden, by the predominately Swedish population. (I'm 1/2 Swede - careful with the dumb Swede comments, I have Norwegian friends, Ha!!)

Rural mail is normally carried out of Post Offices in larger towns, even though we have our own office. The

closest town is Ogden and back in the RFD (Rural Free Delivery) days our address was Rural Route #4, Box 134, same zip. The county road we live on is E-18, but that was named by the GPS folks. Recently, The Boone County Board of Supervisors decided we had grown sophisticated enough to have 911 and so needed 911 locator numbers and RR#4, Box 134 didn't comply with federal guidelines that would partially fund our local 911. Soooo, even though fed \$ paid to name our road E-18, the 911 \$ said to name it different and lo RR#4 ne E-18 became 130th St. and our locator number is 281 and the Post office gave in and that's our address.

BUT, the shippers keep wondering around Boxholm trying to find 130th St., (there is only about 20 streets), and our packages would go back to the office. So, after much frustration and rotten grapefruit from the relatives for Christmas, we arrived at the "down the road a piece and phone number" solution to where are we problem. Now wasn't that fun Abed. Now you know what Bobby has been putting up with for almost 15 years. I think that's how long I've been in CATUG, ever since Gary Lessenberry.

J (Shepard)

Hiroshima '45 - T/S '83 - Chernobyl '86 - Windows '95

Dear Abed,

I just ran across some items that might interest a collector type:

1 - ZX81 in a large keyboard (with repeat, fast repeat, reset, monitor invert, etc. keys. (the original ZX81 housing is available).

1 - Zenith Mod. # ZVM 121 Monitor.

1 - ZX 16K Rampak.

1 - MEMOPAK Centronics type parallel printer I/F module.

1 - Memotext Word Processor module.

1 - "Getting Acquainted With Your ZX81" (3rd. edition) book.

10 - ZX81 program tapes ... including Softsync's: "ZX81 Toolkit w/docs.

I also have another AMDEK Amdisk III dual disk drive unit w/power supply and 8 TIMEX 3" disks. Obviously ... everything is used.

I'm looking for offers on any or all of the above (including shipping costs).

Fred Henn

230 N. French Rd.

Amherst, NY 14228

Hello Abed,

I recently bought a Memopak Centronics Interface for my ZX81 which came with no instructions. I am wondering if you would know where I can find these. Maybe

someone who reads ZQA! could help

me. I can probably figure it out, but it's always nice to have the instructions for options one may not realize is possible. Also, information on the printer cable used for this would be helpful as well. Thanks,

Jack Boatwright
67325 Fryrear Rd.
Bend, OR 97701

Hello Abed,

The back issues came the other day. Thanks so much, it's nice to feel connected to the T/S community again. I was reading the Winter '97 issue about the effort to get the RMG stuff into storage.

Too bad I didn't get reinolved a month or two sooner. I have been to Rod Gowen's business and know about how much inventory he has. We live about 160 miles apart. I have an insulated 20X12 storage shed that could have housed his inventory right here in Oregon, and, I could have picked it up saving, shipping charges.

Anyway, are you still seeking donations to get this project completed? If so let me know. As an alternative, I would still be willing to pick up and store whatever can't be shipped due to lack of funds. I too would hate to see this equipment end up in a landfill. Thanks,

Jack Boatwright

Hello Jack,

You are not too late dear friend. Nothing has been cast in stone as yet.

I forwarded your message to Bob Swoger who is handling the RMG Project.

Your offer is too good not to be acted upon. I believe that you will hear from Bob, his URL is: ceng108@email.mot.com

Yes, we are still looking for donations.
Bye and take care. Abed

Al,

About your questions pertaining to the moving of inventory to end users T/SNUG felt that it should have no pecuniary interest in that question. As we saw it, if there were any arguments about money, the project would become a disaster. Those who discussed the RMG project were Don Lambert, the chairman, Keith Watson, Don Walterman and John Impellizzeri of the Michigan Group, Nazir Pashtoon, John Donaldson, Cy Herre, Larry Sauter, Phil Kwitkowski, Bob Muth and Bob Swoger of the Illinois group, all members of T/SNUG.

Again, the extent of the project is the moving of the inventory from Rod to J at Boxholm. The logistics of how to get the inventory items from Boxholm to the end user was left to J and Frank Davis. Frank had nothing negative to say about the T/SNUG effort when he attended the Chicago computer club picnic attended also by Walterman and Impellizzeri. When Lambert brought the letter from Rod to the October CATUG meeting, all present agreed to start the ball rolling as the T/SNUG RMG project was now formulated. So, Al, what I am asking for now is your concept of how to best get the inventory from J to the end user.

You have heard my idea, time to hear from you and others. Address your thoughts to me, Abed, and J.

-----GATOR-----

Rod,

It is not our intention to send only the \$342 you just received. Some groups have not yet had meetings to discuss the RMG Project. Our announcement did not get into ZXir QLive Alive! newsletter soon enough. Some readers only received their copies at the last week meeting.

More money will no doubt come in. We have no

concept of the volume and cost to ship all the items. Can you give us some idea of the projected cost? What we will try to prioritize the items to ship first. Hopefully enough funds will come in down the road in time to rescue as much as possible from the land fill. -----GATOR-----

Hi Abed & Bob,

My phone number is 541 389-7353 ... I will be at home the rest of this week. Won't be back to the office until next Tuesday. Call anytime between now and Tuesday, someone should be here. I'm usually up until 11:00-12:00pm, Pacific time.

How soon does Rod want this picked up? I need to get my logistics together.

I also need to know about how much is left, i.e., is it one pickup load, should I plan to put the side rails on my truck in order to carry more, etc.? I would like to get everything in one trip if possible, if not I would temporarily store part of it at my Sister's farm (no, not in a barn ;-)) located near Salem, about 40 miles from Rod. That way I could get it all in one day, then take more time getting it across the Cascade Mountains to where I live in Central Oregon.

Glad to be able to help.

Jack Boatwright

To:

Boehm, Al	boehm@plh.af.mil
Kingsley, Ed	elk4@aol.com
Malloy, Bob	74776.2342@compuserve.com
Norton, Gary	gnorton@world.std.com
Pazmino, Jon	john.pazmino@moondog.com
Skapinski, Tom	tskapins@juno.com

It appears that your group may be the only group I know of that may still use ZX81/TS1000/TS1500 computers. Is this a fact?

The reason I ask is that T/SNUG has raised a small amount of money to rescue some but not all of the RMG inventory from a land fill. Our funds are low and the time limit is short. If your group has no future use for the ZX81/TS1000/TS1500 portion of the inventory, T/SNUG could abandon it. Frank Davis of FWD computing has said that he has enough of ZX81/TS1000/TS1500 kind of stock and he needs no more. Can you help us make a decision in this matter?

Bob Swoger for T/SNUG Thanks in advance.

Please forgive me if you received multiple copies of this message before. This is my first attempt at a group e-mailing using AOL software. -----GATOR-----

To All: Thursday, January 22, 1998

I am home this week after having kidney stone removed on Monday so I am at e-mail address SPDCommish@aol.com, my wife's home address.

Because I do not know if each and every one of you belong to T/SNUG in one way or another and read ZXir QLive Alive! (ZQA!) newsletter or not, I will write to as many e-mail addresses as I have in my collection.

Rod Gowen through the year of 1997 requested that someone come forward and for \$1000 take over his remaining Sinclair inventory. The consequence would be that the inventory would wind up in a land fill. In October Rod sent a letter to Don Lambert, the Chairman of

T/SNUG, modifying the offer. He would keep \$100 for his time and trouble to pack up the Sinclair Inventory and send it to the recipient. He would return the unused portion the remaining \$900 to recipient.

In the last Issue of ZQA!, T/SNUG proposed a charity donation to T/SNUG to sponsor was has come to be called the RMG Project. Any money received for the project would be forwarded to Rod to supply him with the requested \$100 plus shipping money. The ultimate destination is Boxholm, Iowa, the only storage location T/SNUG could find. At this very moment \$342 has been sent into T/SNUG from many charitable groups and individuals and most of it has already been forwarded to Rod. This means that \$242 of the \$342 remains for shipping costs. As Rod in blind, he will have to pay someone to pack items from the \$100. He has a deadline of March 1, 1998 to clean out the inventory.

As time is running out fast, I wish to keep all those interested in top of things. Because I don't know who all those might be, I ask you all to reply to this message and I will forward Rods last mail received Wednesday January 21, 1998 to you. Anyone not interested can reply to me to remove their names from the list.

Some will be considering the project in up-coming user group meetings. Some have considered sending in donations to the project but have not gotten around to it yet. Rod seems a bit disappointed with the smaller amount sent him but we will assure him that at least a little more is coming. He has sent an updated list to Abed Kahale, the T/SNUG treasurer, to pick and choose from. It seems that Rod is being generous.

If there are any questions about the project, contact me or Abed Kahale.

You put out a request last year for e-mail updates, can you update me?

Jon Kaczor, I don't have an e-mail address for Greg Dupuy, does he have one?

====GATOR=====

Hi Abed,

Bob sent me a list of the stuff this afternoon ... while I only glanced at it, I still do not see how it can end up costing so much to ship!

Personally, I am a little offended by the intonation that valuable stuff will end up in the landfill because T/SNUG is not making enough of an effort to save it ... well, that's what I get by reading between the lines.

Al Feng

Hi Abed,

Thanks for sending along the 2068 list.

Your thoughts parallel mine ... he wanted way too much for most of the stuff.

Since I have to believe that ALL Sinclair interfaces are Shugart (a.k.a. IBM format) compatible, I would say that none of the disk drives should be sent.

The Waferdrive (if you are not familiar with it) is a real dud ... no one should use one ... mainly because you cannot

get tapes (wafers) for it anymore.

Similarly, few people use the microdrive cartridges on their QL ... "regular" QL disk drive interfaces are cheap, and the drives are cheap ... It is something Nazir might be interested in for an experiment, but, it would be worthless to him without wafers.

The A & J Microdrive might have some value ... it probably weighs between two-and-three pounds depending on the power supply (the actual microdrive unit might be the same one found in QLs). I presume that QL microdrive cartridges could be re-formatted to be used on it.

The PC Talker & related software are the only "odd" things that I thought were interesting ... but, as I said, I don't think I would be willing to spend what Frank would probably ask for it just for a few hours of amusement. It should be less than a pound in weight. There was one book, but I am not sure (now) if it relates to programming the 68000 in machine code, or the QL ... if you know what I mean.

The QL serial-to-parallel interface is light ... less than a half pound with packaging ... worth having ... it should work with any "standard" 9-pin serial port. Of course, it doesn't do the non-ASCII to ASCII translation that 2068 printer interfaces do; but, could be modified for use on a Z88 (male/female reversed on the QL).

I don't have a clue what the Miracle disk adapter is ... Nazir might know.

Al Feng

Hi Abed,

I got a call from Bob Swoger this afternoon. We had a nice, long conversation. I understood Bob to say that Rod would like everything gone by March 1. That certainly won't be a problem. It was decided that I would contact Rod to work out the logistics between us. I will call him tomorrow.

I will catalog everything after I get it here and get the list to you I assume. Bob thought it would be mostly monitors, disk drives and other heavy items. Later,

Jack

Bill, (Cable)

There is a limited amount of funds that have been donated for the RMG Project, about \$350 so far. Since the CATUG group has only 4 QL users out of 21, and only one of those, an out-of-towner has any knowledge of what on the list would be too old and useless to waste shipping money on, perhaps your group might suggest those items that should be discarded to save

PRESIDENT TAFT SIGNS PROCLAMATION ADMITTING ARIZONA INTO THE UNION

At 10:02 Signature of Executive is Affixed While Moving Picture Machines Make an Accurate Record for Future Generations of Historic Event that Makes Continental United States a Completed Sisterhood to Commonwealth.

Feb. 1912

T/SNUGs funds?

====GATOR=====

From:09bcable@coat.com (Bill Cable)

To: GATOR (SPDCCommish)

We haven't discussed the RMG project. Our core group that meets every other month are pretty much QL users. As I understand it the equipment involved in mostly older non QL stuff. I certainly think it makes good sense to

save the stuff as the project is trying to do. As an organization we charge a minimal fee to join that just covers our newsletter so as a group we do not have any surplus to contribute. We are having a meeting in February and I will bring it up to see if anyone is interested in helping out

I believe in late April there will be a general Sinclair show in Bedford, PA that will have broad range of Sinclair users attending. I think that it would be a good place to look for support for the project. Frank Davis is handling the details but having a table for the RMG Project would get some support. Good luck.

Bill

Sender: jshepard@netins.net
Bob and Abed,

Well, it appears that the Rod is pushing this thing of yours I go away for my normal (?) tour of my fine state, as is the course of my job, and return to a bevy of mail on the subject. I'll remind you here that I check my mail only on Fri thru Sun, as that is when I'm normally home. I'll do so for replies to this as well. Yes, all that direction stuff is required for private carriers otherwise they'll wind up wandering around Boone County trying to find this address, which gives me a whole lot of confidence as it is a 911 imposed address, which I hope the ambulance will successfully use should I or mine need it. Ain't government grand?

It seems as you relate Rod's response to his disappointment in the < \$1000 the project has sent so far, that he is planing on using UPS. That then should be the carrier we will prepare for. So, I'll plan on them delivering unless otherwise notified, but it would be prudent for me to know when that is so that when it doesn't arrive in a timely fashion, I can inquire as needed.

As I read between the lines of these last msgs, I think that you might consider shutting your eyes for a day or two while you're awake, and you might get a perspective on why Rod is perturbed with how long this process has taken. Irregardles of how young the current (and only legitimate) RMG Proj. is, Rod has had an offer to anyone to take this stuff off his hands for a very long time. Bob, I think you need to vouch for my honesty to Al Feng (and any others) remind him/them that I was a CATUG member before he was and explain that I will publish the way bill and a property list as soon as my nimble fingers can send same to you for ZQA. Excuse me, Abed, while I speak to Bobby.

All kidding aside, Karen and I, will include you in our prayers for a more gentle and lasting recovery. Hope all is well with you, Abed and yours. To you both I hope that I am making this end of this Proj. as easy as can be and if you see where I'm not, that you'll not stand on formality pointing it out to me. I want to get as much of this stuff from Oregon to here as we can, I only wish my finances would allow me to offer the balance to get it all!!

Alas, Abed, Bob will explain that early in our friendship we came to understand that part of our (my) following T/S as a way to computing was the old empty-coal-bucket syndrome and it still exists in these here parts as I'm still financing the education of four over twenty daughters as they "find themselves". To their credit, the educational expense is declining, but not quickly enough for

me to do anymore then I am.

Sincerely, J

Hiroshima '45 - T/S '83 - Chernobyl '86 - Windows '95

Abed,

I got the list scanned at work yesterday. Could not do anything with them because I had AWANA meeting last night. Because I'm working this week, I have to go to bed at a decent hour, 11pm. Tom Simon wanted to see the list to help induce funds for the project. What did you think about the QL portion of the list I sent yesterday and the items listed as missing from the original list? I forward it to Al Feng but am thinking about it just to get his thoughts.

It appears to me that the most valuable stuff is the 2068 collection. I hope that isn't because I'm so focused on the 2068. There are LarKen drive sets which are worth maybe \$65 each. I shall also check the list against the original for missing items. I believe that we should consider the TS1000 stuff to be useless. No one has expressed interest. There is a glut of that stuff out there. It would be interesting to see how that stuff would do at the April CoCoFest in Elgin. That may be the last one. I would envision a TS1000 with software going for \$10.

====GATOR====

Donations to T/SNUG for the project will give \$100 to Rod Gowen for his inventory. All above that amount will pay to ship as much as possible to Boxholm Iowa. The donations bought and pay for the shipping. The inventory will then be in the care of John Shepard. There T/SNUG is done.

It is hoped that Frank Davis can draw on the inventory for cost of shipping only. But anyone can make the same deal with J. Shepard. He in the only one we could find in the North American Sinclair community that had the ability to safely store the inventory. Anyone donating must do so with no intent on getting anything in return. It is a good will thing we are doing to keep the stuff out of a land fill for now. Contributors have sent in over \$400 so far and Rod says that is not enough to move it all. He is letting us generate a priority list. So far, all the TS1000/TS1500 type stuff will go into the OR landfill, no one seems to want it.

The greatest amount of stuff will be the TS2068 items. The QL community has shown little interest in the QL items, Al Feng is working over the QL portion of the list. What might your group be interested in seeing remain above ground?

====GATOR====

Dear Abed,

I do appreciate receiving the magazine, and would like to compliment both you and Donald Lambert for your dedication to the "cause"!

Keep up the good work!!

Sincerely,

George Chambers

(Toronto Timex/Sinclair User Club)

Scarborough, Ont., Canada

PS. You might add my name to the Sinclair E-Mail list.

gfchamb@pathcom.com

To: Swoger-CENG108 From: dkl@dpliv.com
Subject: Thanks!

Dear Bob: Returned from a vacation in sunny Mexico to find you fully stuffed envelope in the pile of mail on the kitchen table! A nice surprise and it's really very nice of you to take the time and effort to do that.

As I browsed through the various publications, I was pleased to note that some of the old familiar names are still out there and still involved in T/S computing all around the country. I saw a listing for Sunset Electronics in San Francisco as a supplier and showed it to my wife reminding her that we stopped in there many years ago on a trip to S.F. and bought my first Timex modem - I think it cost about \$20.00 uncased. Spent a fortune over the next couple of months dialing in to T/S bulletin boards all over the country at 300bps!

All is well here, although Anita and I have both become part of the Medicare generation, we're still working and I'm still computing.

My latest project is volunteering as an instructor for a program called Senior Net, a very well organized national effort to help Senior Citizens become computer literate. Best wishes to you and yours for the coming year.

Dave Lebowitz

Hi Abed,

I spoke to Rod Gowen this morning. He indicated that there is no immediate rush to get the items that will be left over. He and I will coordinate that, probably around the first part of March.

He also mentioned something that could be very important to the T/S community in the future... He has files with schematics, instructions and all sorts of information on a lot of items that should probably be preserved.

I told him that I would store all that stuff, along with whatever is left after the shipments to Iowa and Ohio. Anyway, I thought I would let you know.

Jack (Boatwright)

Al,

Let me explain my feelings on monitors. A friend at work was looking for a replacement monitor for his ham shack computer, a Commodore. All the places looked at him like they never heard of a composite monitor before. My step dad's Amiga monitor went out. He found there is no replacement available to buy. He had to ship the broke one in to a special place to get it fixed for \$150. He still doesn't have it back so the computer is still down for over three months now. To prevent these situations I bought 3 Magnavox RGB monitors. If one goes out I can drop another one in. I can no longer buy new monitors for the TS2068, no one makes them.

So if any of those monitors were real Sinclair QL monitors I thought the QL community would want to keep them above ground. You just can't buy a new one any more.

I have no interest in them personally. I just wanted you to understand where I am coming from and my concern. L.I.S.T.ing just wrote to say in essence, trash all ZX81/TS1000/TS1500 items. There is a glut out there already. Thanks,

I looked at the UPS book; it contains an Internet address. <http://www.ups.com> I went there. It has a calculator icon. I

clicked the icon. It asks for origin ZIP code. I entered 97045, Rod's ZIP code. It asks for destination ZIP code. I entered 50212, the ZIP code of J. Shepard. It asks for weight, I entered 100 pounds. It asks for type of shipment. I entered 'ground commercial'. It answered \$43.

T/SNUG send \$400, \$300 of that is for shipping. My calculator says that would allow seven 100 pound boxes to move to Boxholm, IA. Am I missing something? Al Feng seems to indicate that there is nothing like that weight to sent. I'll call Rod and ask.

-----GATOR-----

Thanks for taking the time to investigate the theoretical cost of shipping the "stuff" via UPS ...

While I don't expect Gowen to pack 100 pound boxes, I would think that your analysis clearly indicates that Gowen should already have enough money to ship MOST of what remains ... even the heavy stuff, too

AL

Dear Abed,

I just discovered that you ran my offer of TS items in the Winter issue of ZQA!! (for which I Thank You)

However I should have informed you that most of the hardware was "picked up" by your readers (with the exception of the TS 2040 printer. Much to my surprise I had no requests for the books or magazines.

My apologies for not advising you when I sent the list of items that I recently acquired. Again ... Thank You for your help and your continuing efforts for the TS community!

Sincerely,

Fred Henn oranur@juno.com

Abed,

I talked to Tom Simon before and after his meeting with the Cleveland group. They will try to send something.

I talked to Rod, he is still real friendly with me. We talked about the priority list, I told him it will come late this week. We also talked about not having the list just right - he is reading our minds and, knowing what we are trying to do, he will do his best to ship what we want. I told him that the only stuff we would leave behind is all of the TS1000 stuff and books and the likes. Also to leave behind are cases of software, like 4 or 5 cases of TS2068 software. It will never move. He will send a small amount of it, like 6 pieces. He said that he agreed we had the money to send just short of 700 pounds but he has over 1000 pounds of the stuff. He said the boxes that he will ship to us will be in the 50 pound area, less than \$25 a box plus a \$5 pick up charge. His heart is with us on this.

Doug Gillespie has asked for a copy of the list, he may wish to rescue the TS1000 items. He will let us know in 3 days time. I will then forward the final list to you and you can print it out and add to disk to send to Rod.

Al Feng did the QL part. I also talked to Bill Cable and I am waiting for input from him about his meeting Saturday with NESQLUG.

-----GATOR-----

Bob,

Not quite sure what your health status is, but hope you're feeling better and able to handle your normal business w/o standing on your head.

I sent this to your house since I don't read my email till I get home anyway it's of no use to bother you at work unless it's something pressing and I'm home.

It looks like the project is moving along as smoothly as can be expected and that your natural diplomatic ability has endeared yourself to Rod. (Wished you were dealing with IRAQ) As you have maintained your relations with CoCo, so have I with TI, at least to receiving the results of a list server called the river (TI99@theriver.com). This is quite active including developers, sw writers, etc. with members from Europe. One of their upcoming events is a fest that is being hosted by TI. All of this is said as introduction to one of their ongoing activities is the salvage of equipment from landfills and the like. I wondered is there such a forum for the T/S community whether it be by list server or the Web that could be vehicle for the solicitation of funds to save all of Rod's stuff.

Just a thought, while I sit here with baited breath for the announcement of shipment.

BTW I have to hand it to you Abed, for not reminding us snow bunnies about how nice it is down there during these recent white deluges we've been getting as springtime draws near.

Ya'll take care and God bless, **J**

We got few feet of snow on them mountain peaks a couple of miles away, usually it lasts till May; had more than normal rain and sprinkles because of the little one - El Niño!

I had my share of the MidWest blizzards and ice storms for 43 years - and a few times when it took me more than 4 hours to get home from work.

Subject: Re: RMG Priority List

I talked to Doug. He wanted to see the list. I sent it to him. I thought he might pay to have the TS1000 stuff, or some of it, shipped right to his house. But if not, maybe there is something on the list he wants saved, he will let me know. We talked on the phone Sunday.

As for Rod, he is right on the money. He had over 1000 pounds of Sinclair stuff total. He has enough money from us to ship almost 700 pounds so far. With all the monitors, disk drives, multiple cases of software, books, newsletters and TS1000 stuff staying behind, a good portion of the priority list should ship. ---==GATOR===---

PS please use my other email address, CENG108@email.mot.com as this account may go away shortly, AOL double charged us!

Hi Bob, (from Doug Gellispie)

I got your message on the answering machine today. OK, I will send the check to Abed. It might be a few days, I have to go over a few financial things. Like I said, I'd like to save all the things if possible. I still would like to know about a few things,

Q. Will \$150 cover it?

A. [Rod said it should, he will let us know one way or the other]

Q. If they need more will they let me know and if they have money left over will they send the change back to me?

A. [Rod Gowen thought it might be on the short side. He will let us know. There are cases of software like TIMEX- SPELLING I (157 total copies). Would you want them all

or just, maybe, 6 copies? The TS2068 people and QL people decided to get just 6 each maximum and scrap the excess. Maybe you want the extras to use as blank tape? You make the call. Let me know.]

Q. What happens after everything has been shipped?

A. [What ever is left at RMG because of lack of funds, will go to the land fill. J Shepard will then have the QL and TS2068 items in storage. You will have the TS1000 /TS1500 inventory. What J Shepard plans to do is ship the items that someone requests to that requester for the cost of shipping only.

That requester is presumed to be Frank Davis. It could be anyone else. It will be published in ZQA! newsletter, the newsletter of T/SNUG. Since the funds gathered for the project were donations with no contributor expecting anything in return, no money will be collected by J Shepard to return to T/SNUG or anyone else. As to how you want to handle the TS1000 items, that is your call. T/SNUG is only doing the shipping part and then T/SNUG is out of it. If you wish to advertise the inventory in ZQA! this will be done for free.]

Q. What is the purpose of this project?

A. [Rod Gowen had to move to some new location. His TIMEX/SINCLAIR stock was no longer profitable for him. He could not afford to ship it to his new location. He would have to pay to send it to a land fill. In his heard he felt that the T/S community would like to have it above ground and have a chance at collecting missing items or replacing broken items in the future.

As you may know, some left the Sinclair community only after their computers or related items broke and they could not get them fixed or replaced at a reasonable price. Rod then made the offer that someone could buy the whole of his stock for \$1000. No one came forward. You know the rest. So the purpose of T/SNUG's RMG Project was to find out if donors in the T/S community would sponsor the shipment of Rod Gowen's Inventory to the location provided for by John Shepard. These donors came forward with \$395 to ship the items. Since vender Frank Davis said he had all the TS1000 items he needed to stock and T/SNUG was short of gathered funds, T/SNUG decided to leave the TS1000 stuff behind. You came to the rescue of the TS1000 items.]

Q. I know nobody was interested in the 1000 stuff but what about the rest of it? If somebody wants something do they contact the guy in Iowa, send him the money, he sends them the item, and sends the money to Rod Gowen? Would I do the same thing?

A. [This is all explained above, I hope. Let me know if you have any other questions.]

Q. Should I ask Abed these questions?

A. [I hope I have answered all the questions for you.]

---==GATOR===---

From: fdavis@iquest.net

Subject: QL SHow? **Frank's Schedule**

>What I meant to ask was what shows will you be at this year?

---==GATOR===---

March 7, I will be at a Hamfest in Indy, March 13-15 I will be at an all Amiga show in St. Louis, April 3-5 I will be at the Dayton ComputerFest, April 18-19 I will be at the

CocoFest, May 23 I will be at the QL/Sinclair Show in Bedford, PA, May 30-31 I will be at an all Amiga show in Toronto, Canada. The week after I will be at a MAC/Amiga show in Montreal. July I will be back for a 3 day show in Indy, Then off to London, UK, back on the last weekend of August for the 2nd Dayton Computerfest, 2nd weekend of November is Fort Wayne, IN and the last weekend is Columbus, OH for an all Amiga show, and we may go to an all Amiga show in September at Sacramento, CA.

Any suggestions on others? We want to add about 3 more at least. Looking for a medium size enclosed RV, and if things go well I will be looking to get a plane again.

I finally got the modem back from Nazir and sent him a replacement. No more at this time, but will let you know if I find them. I will try to have the one repaired.

Frank Davis

Dear Abed,

I just took another look at the cover of the last issue of ZXir QLive Alive! Good thing too ... it reminded me to renew.....

In between college (I'm still an honor student) and work, I managed to get my TS-1000 keyboard fixed and, thanks to a guy cleaning out his garage I now have a TS-2068 with cassette recorder TS-2020 and the TS printer, all in very good working order.

Real Computer Scientists Use a Sinclair.

Ken Harbit
Fresno, CA

Hello Jack,

There is no big rush to get the inventory from Rod.

The first of March is fine with Rod I am told. We really don't have an idea of the remaining inventory after shipments to Iowa and Ohio. We will be contacting Rod to determine how much is left and we will sure advise you.

Abed

Dear Abed,

I am wondering if it is possible to get on a list for items from the RMG Project? Should I go through Frank Davis?

Eventually yes. I don't believe that Frank knows what is in RMG inventory at this time. The inventory has to be with Shepard, Iowa before Frank can do anything at all for you. I would believe that you should advise J. Shepard to hold the LarKen for you, after he receives the inventory. I wouldn't bother him at this time though.

Bob Swoger and I discussed 2068 disk interfaces the other day, and he made a comment indicating that the LarKen was probably the best that's still available. I would like to get one of these for my 2068 before they're all gone.

Jack

Yes you should, I agree with Bob and I have had LarKen since 1986, two disk drives and a RAMDISK. They work great once you learn how to use them.

Timex Datalink Watch

with Gray Band - just a few left Was: \$21.84
Now: \$19.99 Don't miss out on the Timex Datalink

watch. Load up to 70 entries, store time, date, names, phone numbers, appointments and more. Download information directly from you PC to this watch! It's a day-timer that fits on your wrist, now at just \$19.99!

EggHead

Dear Abed,

Please accept my check for \$100, but are we sure what RMG has is worth \$1000? The list of merchandise, new and used, been sent?

Joan Kealy
Basketville, TX

Hi Abed,

Yes, the list came through just fine. I assume there must be some sort of problem with \$ for the items marked "For Cleveland or Jack Boatwright" and that I may end up picking up those items as well. Not a problem, I have room.

Thanks for the info and your other kind assistance. I still need to send you \$13 for the back issues of ZQA!

BTW, I am slowly reading through the ZQA! back issues and have found that there are items that I never knew about, and the articles are very informative. Everyone associated is very dedicated. I'm glad I found out about the group.

I spoke to Rod on the phone this morning. He said he still hadn't received the list from you but was anticipating it coming very soon. We had a long conversation about the Timex's and he put me on to a fellow in Portland who is trying to sell a complete 2068 setup. I will call him this evening.

Thanks again,

Jack (Boatwright)

Hello Jack,

Thank you for advising me about your call to Rod. I am presently waiting to receive a check from the Cleveland group for the TS-1000 inventory.

If I don't receive it early next week, I will mail the balance of the donations that I have on hand to Rod.

I will keep you advised.

Abed

Dear Abed,

Please ENTER and RUN the following program

```
5 LPRINT
10 LET a=3.14159265
15 LPRINT a
20 LET b=a
25 LPRINT b
30 LET c=VAL "a"
35 LPRINT c
40 LET d=PI
45 LPRINT d
9998 LLIST : FOR i=26710 TO 27138:
LPRINT i;" ";PEEK I;" ";: IF
15<PEEK i AND PEEK i<22 THEN LPRINT :
NEXT i
9999 LPRINT CHR$ PEEK i: NEXT i
```

MERGE this routine into any BASIC program, which you can both LIST and dump (through 27000, say) by GOTO 9800.

Get screen copies, by changing LLIST to LIST and changing LPRINT to PRINT !!

Lines 9998 and 9999 comprise a post mortem dumper, which does not hang up with "Error K Invalid Color" ...!

However, it is still not flawless, but it is adequate for most of my uses, and I thought someone might be interested.

I was studying ways of both conserving RAM storage and shortening execution time in my BASIC Code.

Now, I carry the value of PI around in my head as 3.14159265. The 2068 carries the value of PI internally as a rather long constant, used for calculations in Double Precision.

But, the 2068 PRINTs only 8 significant digits, as shown by the LPRINT of "a" at line 15. Looks like the LPRINT routine **truncates** the final digit. VAL"a" stores it the same way, and LPRINT c gives the same result at line 35.

Now, when we LPRINT d at line 45, which has the value of PI, stored internally to the 2068, then we get the proper value of PI, rounded to 8 significant figures!

Notice, that line 10 takes 20 bytes of storage, beyond the 4 bytes for line number and byte length. Line 20 takes 5 bytes beyond 4 bytes for line number and byte length, and no more.

Now, Line 40 takes only 5 bytes of storage also, since PI is only a token there.

Also, consider the access times, in order to retrieve the values of the variables a, b, c, and d, above.

Line 10 defines a immediately, with inline code, as 3.14159265. Thus access time is extended only, by the long length of the constant. And, look at the 17 bytes, needed just to describe the constant!

Line 20 uses variables only, and takes up only 5 bytes of RAM. But, access times depend upon the position of "b", among all the other variables, since the 2068 does a table-look-up, by starting at the bottom of the variable file. Position within this variable file is determined, by the order, in which the variables be defined.

Line 40 uses the value of PI, stored in the 2068's internal calculator, line 40 occupies only 5 more bytes; and, access is immediate.

So, from the foregoing can be seen, that we can save both time and space, whenever the internal constant can be used in data processing, such as #PI, instead of #3 (4 bytes saved!) And, when we use variables, the most heavily used ones should be defined, as rarely as possible (save storage space) and as SOON as possible (save access time). Since the 2068 accesses its code from the bottom up, also, heavily used code should have small line numbers, such as 1, 2, 3,...as opposed to 9997, 9998, and 9999.

Well, those are the main insights, I have gained from years of optimizing 2068 BASIC code!

Well, that came to you via the Timex-Sinclair, model 2068, over the Internet.

So, KEEP ON TIMEX'n!!!!!! David

How did you manage to overcome the 7-bit Internet?

To: ad799@osfn.rhinet.gov (D. Gillespie)

Subject: RE: TSNUG RMG project

I talked to both Rod and Abed. They are now aware that your check is coming.

The three of us have decided to divide the activity up into **two projects**, the T/SNUG Project and the Ohio

project. This is so you can get back any excess funds not used to ship stuff to you. That is to say, if there is any money left after your stuff is UPSed to you, you will get a refund. If there is any funds from the \$500 T/SNUG sent Rod, the excess will go into the T/SNUG treasury to keep T/SNUG afloat.

Rod will begin packing for your shipment. I told him what goes to you is all the TS1000 related stuff, and 10 copies max. of any excess QL and TS2068 software. The T/SNUG RMG Project stuff will be shipped to John Shepard in Iowa.

There is now a third person that lives about 150 miles from Rod who will pick up any excess. The excess would include Books, Magazines, Disk Drives, cases of software for any one platform, computer parts. This seemed to be what you indicated about books and cases of software

---GATOR---

Subject: TSNUG RMG project

Hi Bob,

I sent a check for 175 yesterday, if you want to let Abed and Rod Gowen know it is on the way. I know time is running short. Didn't you say Rod was going to move near the beginning of March? Well, hope everything goes well.

Timex Sinclair SIG

From: (Doug Gillespie) ad799@osfn.rhinet.gov

Abed,

..... He was describing a Zebra OS-64 cart that was in his box ... so I got it ... now I'm in need of the manual as well. I talked to Rod G. again he said he thinks it, or a copy, could be in there.

Jack

You are in luck my friend, I do have the OS64 manual. I will make copies and mail it to you.

Abed,

This is Andy Dansby from Florida, I'm writing about two things. First, my homepage now includes a copy of the Sinclair +2a / +3 Technical manual, scanned in by me.

There is permission from Amstrad to post it on the web and Amstrad doesn't seem to care if the Information is printed, just not sold. It might be a good idea to put a copy with the newsletter. I will also be putting on my web page (within a few months) a high-res scan (8128 x 5808 total divided in 2 halves) of the +3 schematic on my page.

The other thing I want to bring to your attention is a CD available from

<http://www.aditfree.com/mmcd/speccy.html>.

I just received the CD from Craig, and I can't recommend it highly enough. It's the best CD I have in my collection. It has several emulators on it that run directly from the CD and over 6000 games/utility etc on it. L8R

adansby@atlantic.net

Dear Abed,

Feb. 24, 98

First I would like to thank Rod Gowen for his generosity. **Here is a check for \$175**. Send all the 1000 items possible and 10 copies of each program tape. If you have extra QL and 2068 tapes, I would like those too. If the money doesn't cover everything please let

me know and how much. Depending on how much it is I would like to save all of it. Since time is running short, you can call me or email, 440 884-8835. Thanks, Sincerely,

Doug Gillespie
Parma Hts., Ohio

aa431@cleveland.freenet.edu

Received the check Saturday, Feb. 28. Will mail Monday, March 2 to Rod.

Hello Abed,

I went this weekend to look at some TS items owned by a fellow Rod Gowen suggested I contact. I was pleasantly surprised by what he had and ended up buying this old gentleman's TS items. 2 2068s, both with RGB modifications, one had a Spectrum ROM modification (card in the dock port and a switch to toggle between ROMs) and the other had a LarKen disk interface, LKDOS and 256K RAMDisk, among other items.

The RAMDisk has a sticker on it saying "new batteries 6-3-89" and, needless to say, they were **very** corroded. I'm not sure how badly this may be damaged and is the reason for this email. Do you know if there is anyone around who still might be able to check it out for me? I believe that Larry Kenny is no longer in business, so any assistance you can provide will be greatly appreciated.

Jack Boatwright

You can *check it out yourself*.

1. Clean the board with a damp cloth to remove the corrosion. Watch out for static electricity or you might zap (kill) the chips.
2. Install new batteries.
3. Plug it in the back and make sure it is square and making good contact.
4. Turn on the computer with the ENTER and the 'J' keys pressed.
5. It should boot up to the RAMDisk.

Good luck, sounds like you made a good deal.

I think so. As well as the 2 2068s and LarKen stuff, there was a TS1000 that was modified for video and had a 3rd party keyboard mounted over the membrane one, 2 RAM packs for it, a cassette player, at least 250 programs (tape & disk) for both systems, manuals, power supplies, books, magazines, newsletters, a Zebra Talker (2068), Zebra Graphic pack w/tablet (2068), 3 disk drives, A & J Interface w/2 drives/printer cable/21 MicroWafers, 4 printers (3 2040s and 1 Star Micronics), 2050 modem (mounted inside a silver-painted cigar box), a lot of miscellaneous items. Boxed up it was about 36 cubic feet in 4 pretty good sized boxes. About half was books, magazines and newsletters. This guy kept **everything!** Need a Computer Shopper from 1983, 4, 5? Also Sync, Time Designs, TS Horizons, The Plotter, SUM, Family Computing and more. There are some really interesting looking books, but I haven't gotten to them yet, so don't know the names.

One of the 2068s has a cute little joystick that mounts on the dock port door. Pretty cool!

I haven't really had a chance to go through everything, let alone check it all out.

If you're interested, I'll let you know what all is here when I get it unpacked and figured out. Take care,

Jack (Boatwright)

The 64 Column Operating System Cartridge

The OS64 cartridge is a normal TS2068 operating system modified to provide a complete 64 column environment. OS64 provides the following features ...

- (1) 64 columns on screen, this includes ...
 - (a) LISTings
 - (b) PRINTing
 - (c) Editing
- (2) 64 columns to your Centronics printer, this includes ...
 - (a) LPRINT
 - (b) LLIST
 - (c) COPY - (Epson compatible)

Complete Centronics printer support is built in and it is virtually user transparent. With 'OS64' what you see on the screen (in 64 columns) is what you get on your Centronics printer.

OS64 generates 64 characters per line on screen by using the TS2068's special 64 column video mode.

Limitations Of The 64 Column Mode:

The 64 column video mode is a powerful hardware option because it doubles the amount of textual information that you can display on your screen, enabling you to program more professional applications. As is usual with small computers, advanced features require trade-offs with other features. This is very true with the TS2068's advanced video modes. Below will discuss the limitations of the TS2068's 64 column mode.

The 64 column mode requires the use of a monochrome or RGB monitor. The visual quality of text on Color TV's or color monitors will probably be unacceptable.

The 64 column video mode does not provide FLASH. As a result the BASIC keyword FLASH will not do anything. Also, the editing line cursor will not FLASH.

There is no separately selectable BORDER color; the BORDER is automatically set to the current PAPER color. During Tape SAVES and LOADs you will not see stripes in the BORDER area.

There is no local (temporary) PAPER or INK. In OS64 all PAPER and INK commands have global effect, that is, they change the entire screen. When you set PAPER, the INK automatically gets set to a complimentary color and vice versa.

Using The Cartridge:

There's not much to it. Just turn the power to your computer off, plug the 'OS64' cartridge in, and power up the computer. Voila! A 64 column enhanced operating system is at your finger tips. Just about everything works the same as the normal system, except you have the 64 column format.

One of the things you will have to learn about is the built-in Centronics Printer Support:

Overview

OS64 does not support the TS2040 printer. LPRINT/LLIST/COPY output goes to your Centronics printer if you have a Centronics interface attached to your computer. Built in to the system is code to support the following Centronic interfaces ...

(1) Aerco (2) Tasman-B (3) Tasman-C (4) A & J (5) Oliger
A single POKE will select your interface. If you desire, you can provide your own interface driver in RAM and select it for system use. This allows you to drive devices with any protocol (This includes RS232, as well as Centronics).

A single POKE will allow you to pass control codes or graphics data to your Centronics printer.

Selecting Interface

The system defaults to the Aerco Interface.

To select the A&J interface ... < POKE 65523,185 >

To select the Tasman-B interface ... < POKE 65523,135 >

To select the Tasman-C interface ... < POKE 65523,122 >

To select ARECO or Oliger interface ... < POKE 65523,167 >

To select your own interface driver positioned at address 'N' in RAM you have to alter the new system variable IFDR_addr to point to your routine. Use the following command to do this ...

< POKE 65523, N - INT (N/256) >

< POKE 65524, INT (N/256) >

If after selecting your own interface driver you want to re-select a system driver use the appropriate POKE from the descriptions, plus the following ... < POKE 65524,63 >

Sending Control Codes And Graphics Data

There are two types of data that can be sent to your Centronics printer; Characters or Control codes. Each is handled differently within the system. If you want to send control codes or graphics data to your printer you must first signal the system by altering the new system variable PROAT_typ (printer data type).

To select control code output ... < POKE 65518,1 >

To re-select character output ... < POKE 65518,0 >

In practice you should only select control code output for the brief period necessary to actually pass the control codes and then immediately re-select character output. Below is an example of this method. In this example we are sending the control codes for Emphasized Print mode to a Star Micronic SG10. Ex;

```
10 POKE 65518,1 : REM
PRDAT_typ=cntrl code
20 LPRINT CHR$ 27,CHR$ 69; :
REM cntrl codes out
30 POKE 65518,0 : REM
PRDAT_typ=character
```

Printer Output Width

Output width to your Centronics printer defaults to 64 columns to logically match the screen; what you see on the screen is exactly what you get on your printer. This 64 column output is not centered on the paper, but most printers have control codes to set the left margin. Below is an example of how you would center the LLIST/LPRINT output for a Star Micronics SG10. Ex;

```
10 POKE 65518,1 : REM PRDAT_typ=cntrl code
20 LPRINT CHR$ 27,"M";CHR$ 8 : REM cntrl codes out
30 POKE 65518,0 : REM PRDAT_typ=character
```

Changing Printer Width

To change printer output width, do the following ...
< POKE 65525,width: RANDOMIZE USR 15623 >
NOTE: maximum width is 255

Suppressing System Linefeed/Carriage Return

The system normally generates a Carriage return and Linefeed code after each 'width' no# of characters, but we can suppress this by doing the following ...

```
< POKE 65510,0: REM suppress linefeed >
< POKE 65511,0: REM suppress carriage return >
```

If you suppress carriage return you will become responsible for deciding when you want a carriage return. You will have to explicitly send this code when necessary. You could use the following routine to do this ...

```
10 POKE 65518,1
20 LPRINT CHR$ 13;
30 POKE 65518,0
```

Suppression of system CR/LF will effect LLIST. So during program development you will have to be careful.

To re-select normal CR/LF ... < POKE 65510,13 > < POKE 65511,10 >

Centering Copy Output

COPY output is normally aligned with the left-hand side of the printer paper. OS64 has a built facility to allow COPY centering if you should desire it. 8 bytes in the extended system variables area are reserved as a COPY centering control code table. The control codes necessary to set the left hand margin for PRINTing are different from printer to printer. If you can determine the control code sequence for your printer, you can POKE them into the table, thereby centering all subsequent COPY output. Below is an example of how you would do this if you had a Star Micronics

SG10 printer.

10 POKE 65528,3: REM length of subsequent cntrl code sequence

20 POKE 65529,27: REM ESCAPE code

30 POKE 65530,77: REM set left margin code

40 POKE 65531,19: REM left margin at column 19

Please note that location 65528 holds the length of the subsequent control code sequence. It is very important to have this correct.

Important Printer Notes

* Embedded print comma's cause a line feed.

* COPY routines reset all printer modes to power up status.

* At the end of LPRINT/LLIST output to your Centronics printer, the printers buffer may still have the last bit of LPRINT/LLIST data stored but unprinted. Executing < LPRINT > will force the remaining buffer to be printed.

* If you are outputting to your Centronics printer and it goes off-line (error, paper-out, power-off), pressing BREAK will not immediately return you to BASIC. This is because, at BREAK time, the print-out routine does special output to clear the printer, and if the printer is off-line it will wait until you service the printer and bring it back on-line, before terminating.

OS64 Variances:

OS64 in most respects is a full functional equivalent to your normal system. The few areas where OS64 varies from your normal system will be discussed in the following sections.

Graphics

In OS64 your screen display is actually 512 pixels wide but you cannot access this doubled horizontal from BASIC. The following graphic commands ...

PLOT DRAW CIRCLE

... work exactly like they do in the normal system. You specify (X,Y) coordinates where X has a range of 0-255 and Y has a range of 0-175. The graphics will be drawn exactly as you would expect normally.

The graphics command POINT works a bit differently in OS64 than with your normal system. Normally POINT tests the single screen pixel specified and returns the value zero if that pixel is off; and the value one if that pixel is on.

With OS64 you use specification coordinates with the same range (X= 0 - 255) but two pixels are tested at once and the actual pixels tested (in the 512 wide screen) are ((X*2),Y) and (((X*2)+1),Y).

The following values are returned by the POINT command and reflect the status of the two pixels tested

```
0 = Both pixels off > 00
1 = Right pixel on > 01
2 = Left pixel on > 10
3 = Both pixels on > 11
```

Screen Saving

The normal method of SAVEing SCREEN\$ will not work for 64 column screens. To SAVE a 64 column screen you must SAVE two separate code blocks back-to-back as follows ...

```
< SAVE "name" CODE 16384,6144: SAVE "name" CODE 24576,6144 >
```

To LOAD this SAVED screen use the same technique with the LOAD command.

Using OS64 With Zebra Disk Drives

OS64 is compatible with the ZEBRA Disk Drives with the following two exceptions.

1 - When you press the reset button on the disk drive interface module, OS64 will not boot-up properly unless you ensure that there is ...

(A) No disk in drive 'A'. or....

Hopefully, a complete list of the items shipped from RMG will be in the next issue.

(B) You have a 'START' program on the disk in drive 'A' with the following as its first line ...

```
<OUT 244,3: RANDOMIZE USR 3379 >
Or for OS64 boot and auto-CAT on reset ...
< OUT 244,3: RANDOMIZE USR 3379: CAT * >
Or for OS64 boot and auto-start of program on reset...
< OUT 244,3: RANDOMIZE USR 3379: LOAD *"name">
2 - Due to lack of foresight on the TOS programmers part, the Disk
MERGE command will not work with OS64 without special
POKES directly preceding MERGE commands. The following
technique should allow you to MERGE from disk ...
< POKE 26064,195: POKE 26065,144: POKE 26066,253:
MERGE *"name">
```

Extended System Variables:

# Bytes	Address	Name	Contents
2	265506	-	Unused locations.
2	65508	Xpos	Used by COPY routine.
1	65510	CR	Code is sent out by LPRINT and LLIST as carriage set.
1	65511	LF	Same as above but for line feed.
2	65512	COPY addr	Address of Centronics COPY routine. Normally points to ROM, but you can alter it to point to your own rtn.
1	65514	-	Unused location.
1	65515	Hpos	Used by COPY routine.
1	65516	COLM	Used by COPY routine.
1	65517	MAXcl	Highest column in printer buffer with character in it.
1	65518	PRDAT_typ	Printer data type; O=character, l=control codes or graphic data
1	65519	LINE	Used by COPY routine.
1	65520	Ypos	Used by COPY routine.
2	65521	-	Unused locations.
2	65523	IFDR_addr	Interface driver routine address. Normally points to ROM, but you can alter it to point to your own rtn.
1	65525	WDTH	Printer output width.
1	65526	-	Unused location.
1	65527	FLAGSnew	Various control flags.
8	65528	COPYtab	Table of control codes for COPY centering tabulation.

Dear Abed,

It's very long ago, I have written to you. Please excuse. I hope you will still enjoy our ZX-TEAM-MAGAZIN as much as I do with your ZXirQLiveAlive.

Unfortunately we had no English articles for a long period.

Please let me tell you about my ZX-TEAM Homepage, URL see at the bottom, where I have translated some of our doings into the english language, to share it with all of you, who do not understand German. If you want, you can use everything for your mag.

Yours "Sinclairly"

Peter

e-mail: p.liebert@t-online.de
 German ZX-TEAM
 Peter Liebert-Adelt
 Luetzowstr. 3
 D-38102 Braunschweig
 Germany

http://home.t-online.de/home/p_liebert/zx-team.htm
 Amateur Radio: DK4BF@DB0FC.#NDS.DEU EU

Sinclair E-Mail List

Anson, Gerald	jerrya@aztec.asu.edu
Bennett, Dave	dbennett@epix.net
Boatwright, Jack	jboatno4@outlawnet.com
Boehm, Bill	boehm@plh.af.mil
C. A. T. S.	mf0002@epfl2.epflbalto.org
Cable, Bill	bcable@triton.coat.com
Chambers, George	gfchamb@pathcom.com
Collins, Bill	bcollins@home.ifx.net
Cottrell, Les	jacottrell@juno.com
Cruz-Figueroa, Jaime	cruzfiguer@aol.com
Dansby, Andrew	adansby@atlantic.net
Davis, Frank	fdavis@iquest.net
Decourtney, Jeff	104727.1110@compuserve.com
Feng, Al	alfeng@juno.com
Ganger Gary	gangerg@dma.org
Ganger Gary	venders@dma.org
Gillespie, Doug	aa431@cleveland.freenet.edu
Harbit, Ken	krh03@csufresno.edu
Henn, Fred	oranur@juno.com
Impellizzeri, John	jimpellizzeri@compuserve.com
Jaap, Matthias	Matthias_Jaap@hhs.hh.schule.de
Jonas, Mike	mjonas@bbn.com
Kaczor, Jon	75363.1127@compuserve.com
Kahale, Abed	akahale@compuserve.com
Kealy Joan	hjdealy@concentric.net
Kingsley, Ed	elk4@aol.com
Kwitkowski, Phillip	kwit47@aol.com
Lancaster, Garry	dharkhig@delphi.com
Lassov, David	emanon@azstarnet.com
Lebowitz, Dave	dkl@dpliv.com
Lessenberry, Gary	glessenb@usr.com
Liebert-Adelt, Peter	p.liebert@t-online.de
Malloy, Bob	74776.1161@compuserve.com
Miller, Seymour	seymil@delphi.com
Muth, Bob	bobkeeper1@aol.com
Norton, Gary	gnorton@world.std.com
Parrish, Gil	107765.1161@compuserve.com
Pashtoon, Nazir	napware@juno.com
Pazmino, John	john.pazmino@moondog.com
Rigter, Wilf	rigter@cafe.net
Shepard, Jay	jshepard@netins.net
Simon, Thomas	73177.333@compuserve.com
Skapinski, Tom	tskapins@juno.com
Smith, Dennis	denny.smith@juno.com
Swenson, Tim	swensont@jack.sns.com
Swenson, Tim	swensont@sirclive.csd.sgi.com
Swentko, Wally	wswentko@maroon.tc.umn.edu
Swoger, Robert	ceng108@email.mot.com
Taylor, Jeff	jetaylor@spar.ca
Thoresen, Jeff	74200.257@compuserve.com
Walterman, Don	walterm@ix.netcom.com
Washington, Barry	mf0002@epfl2.epflbalto.org

Since we seem to have "lost the String" on my generating an article, your printing it in ZQA, and my generating the next article, etc, I will be sending in a small

collection of text about the 2068, soon. The significance is, that these articles will come to you via the net, using your e-mail and my 2068! Just look through them for something of interest, and then use it as an example application of the 2068 to the OK, that poem, I just sent to you, seems to have been received with all it's characters intact. It's just that the Full Duplex operation is so slow, as to drop that character (one or more per line,) when it prints back onto my screen what it has just sent out over the phone line!

It's all very complicated, but it seems to work OK !

David E. Lassov: sysop, SOL BBS @520-882-0388

Looks, as though at least one character is being dropped in each line SENT to the net !

This may be of interest to the readers of ZXir QLive Alive.

Here is a listing, faster than snail mail!

Thanks, Abed, for allowing me two corrections to the source, NOT net errors ! The corrected version follows right here :

GARBAGE GOBBLER

```

1 REM GG.B1 (Larken version)
5 LET g=0
10 FOR a=USR "a" TO USR "a"+7: READ d:
POKE a,d: NEXT a
  15 DATA 60,126,239,252,240,249,127,60
  20 BORDER 1: PAPER 7: CLS
  25 FOR i=1 TO 8: PRINT INK INT
(RND*7); AT INT (RND*22), INT
(RND*32); "*" : NEXT i
  30 LET r=21: LET c=0: INK 0
  35 BEEP 0.05,-50: PRINT AT r,c;"A":
LET r0=r: LET c0=c: LET s=IN 31: IF s
THEN GO TO 55
  40 GO TO 35
  55 LET r=r+(s=6)+(s=4)+(s=5)-(s=10)-
(s=8)-(s=9)
  60 LET c=c+(s=9)+(s=1)+(s=5)-(s=10)-
(s=2)-(s=6)
  65 LET r=r+(r<0)-(21<r)
  70 LET c=c+(c<0)-(31<c)
  75 PRINT AT r0,c0;" "
  80 IF SCREEN$(r,c)="*" THEN GO SUB
100
  85 GO TO 35
  100 PRINT AT r,c;"A"
  105 SOUND
0,200;1,2;6,31;7,14;8,16;9,16;10,16;12,1
00;13,2
  110 PAUSE 30: SOUND 7,63
  115 LET g=g+1: IF g<8 THEN GO TO 35
  200 PAPER 1: INK 7: CLS
  205 FOR n=1 TO 27: READ p,d
  210 LET r=INT (RND*22): LET c=INT
(RND*32)
  215 PRINT AT r,c;"A": BEEP p,d
  220 PRINT AT r,c;" " : NEXT n
  225 DATA
0.25,0,0.25,0,0.25,2,0.25,4,0.25,0,0.25,
4,0.5,2
  230 DATA
0.25,0,0.25,0,0.25,2,0.25,4,0.5,0,0.5,-1
  235 DATA
0.25,0,0.25,0,0.25,2,0.25,4,0.25,5
  240 DATA 0.25,4,0.25,2,0.25,0,0.25,-
1,0.25,-5,0.25,-3,0.25,-1,0.5,0,0.25,0
9997 STOP

```

```

9998 CLS: BEEP 0.02,20: PRINT #RND;"Data
Disc ? ";: PAUSE 0: LET d=CODE INKEY-
CODE "0": PRINT #RND;d: RANDOMIZE USR
100: GO TO d: RANDOMIZE USR 100: CAT "",
BEEP 0.2,24: INPUT "Entire File Name ?
"; LINE z$: RANDOMIZE USR 100: OPEN
#2,z$( TO LEN z$-2)+"CX"+" OUT ": LIST :
RANDOMIZE USR 100: CLOSE #2: STOP
: REM MERGE in order to generate TEXT
FILE (.CX)

```

The A in lines 35, 100, and 215 will all be replaced by the UDG, generated by lines 10 and 15. Of course, the A must be typed in with the cursor, changed to G, ie., in graphics mode for the A, only! And, the lines 9997 and 9998 are not part of the game, but were MERGED only to convert a BASIC listing (.B1) into a text file (.CX)...

LAWYERS

⊗ A famous lawyer found himself at heaven's gates confronting St. Peter. He protested that it was all a mistake; he was only 49, and was far too young to be dead. "That's odd," said St. Peter, "according to the hours you've billed, you're 119 years old."

⊗ A young attorney who had taken over his father's practice rushed home elated one night. "Dad, listen," he shouted, "I've finally settled that old McKinney suit." "Settled it?!" cried his astonished father. "Why, I gave that to you as an annuity for life."

⊗ A judge enters the courtroom, strikes the gavel and says, "Before I begin this trial, I have an announcement to make. The lawyer for the defense has paid me \$15,000 to suing the case his way. The lawyer for the plaintiff has paid me \$10,000 to swing the case her way. In order to make this a fair trial, I am returning \$5,000 to the defense."

⊗ Upon seeing an elderly lady for the drafting of her will, the attorney charged her \$100. She gave him a \$100 bill, not noticing, that stuck to it, was a second \$100 bill. Immediately the ethical question arose in the attorney's mind: "Do I tell my partner?"

⊗ If a lawyer and an IRS agent were both drowning, and you could only save one of them, would you go to lunch or read the paper?

⊗ Addendum: For their experiments, scientists are considering replacing rats with lawyers. Two reasons--there are more of them, and there are some things rats won't do.

⊗ "Never discuss religion with those who are so ignorant that they don't subscribe to your beliefs." - Dogbert

A young woman accompanied her husband to the doctor's office. After the check-up, the doctor called the wife into his office alone.

"If you don't do the following", said the doctor, "your husband will surely die.", "Each morning, fix him a healthy breakfast. Be pleasant and make sure he is in a good mood. For lunch, make him a nutritious meal, and for dinner prepare him an especially nice meal", the doctor continued. "Don't burden him with chores, as he probably has a hard day. Don't discuss your problems with him. And most importantly, satisfy his every whim."

On the way home the husband asked the wife what the doctor had said to her. "You're going to die", she replied.

FROM THE CHAIRMAN'S DISK

Donald Lambert



Since this is income tax time my mind is on money. And that means thoughts about handling money. Of course it is a little late for someone of my age (more about that later) but this applies to anyone. Some of these are common sense and oft repeated topics.

If it sounds too good to be true it probably is not true. I guess the Publishers' Clearing House sweepstakes is in that Category. And that would go for the Reader Digests sweeps and the Family Publishers' sweeps too. I used to send in to them religiously and this January I suddenly stopped. I will say I did get a check from Publishers' Clearing House and when I cashed it I asked the teller if they had enough money to cash a Publishers' Clearing House check. There was a lot of excitement till they saw that it was only for five dollars.

No one can watch your money as religiously as you can. If someone else is watching your money they are interested in what they can do with it or get out of it. Of course they will probably let others know about what money you have.

Saving is not laying aside what is left over the next payday. There won't be any left over. No matter how careful you are, the expenditures will equal the least what you have in the billfold. Set up payroll deductions to a savings account and don't overlook savings bonds. One very big advantage of savings bonds is that until you cash them there is no interest to report on your income tax and if you are in a state that has state taxes, the interest is exempt from state taxes. Savings bonds are long lived so that you don't have to do anything to them for a very long time. They are one way to avoid the \$32,000 cap on not paying income tax on Social Security for married couples.

Way back when (1966) I had mortgage insurance on the second house we bought. The premium was \$8.46 a month and it was one of those deals where if I decease for any reason then the original house mortgage would be paid off. If I kept it till I paid off the mortgage at the regular pay-off time then I would get a paid up policy of \$1500. Whoopee do! But at the time I took it out I had the feeling of security for my family. A few years into it, my company expanded the insurance coverage we had and for something like \$3 a month I had three to almost four times the insurance that the mortgage insurance would pay off. So I canceled the mortgage insurance and got the cash out and paid that \$8.46 into my mortgage and every month paid off much more of the mortgage.

I did get into stocks once. I cashed in a bunch of savings bonds and went into the start up of a corporation. Learned while things look great on paper in actuality they are not great. The important things are **location! location! location** and **competition! competition! competition!**. We started and all was great and then three big chain outfits opened up less than six months after we did. Down we went. We could have put more money into it after that **but!** we could see bankruptcy coming, so why should we hurt others when we could get out before we lost more

money. Since then we have just increased our net worth the hard way by saving our money and investing in CDs and Savings Bonds. Enough about money.

Pre Christmas

Friday, the traditional first shopping day of the Christmas season WalMart had a special on a VCR. But since the store opened at 6 AM for the sale I decided not to get up early for that. I went later and still got a good buy, less money for a unit that did not have all the bells and whistles of the leader VCR but less money too. I have it hooked up in my computer room using one of the two AMDEK Color-I monitor that I bought after my second Magnavox died. It works just fine except that I had to improvise a cord to fit between the VCR and the monitor. The monitor jack is a 1/8. So rummaging, I found a 1/8 plug and a cord with an RCA jack one end to fit the VCR and I cut the odd ball connector on the other end off and soldered the 1/8 plug on, bingo it worked. So I have viewed a few of the videos made of the seminars at the T/S Computerfests. When and if time permits and I am in the mood I will watch some more of the videos.

ZZZZTALKERS

I have two ZTALKERS, one for the T/S 2068 and one for the ZX81. The only difference that I can see is that the 2068 has a wider connector, a resistor and lead that goes from the +15 on the plug in connector to the jack that can be used for external power to the ZTALKER. I tried the 2068 version and the computer refuses to actuate the DOS of either the Oliger or the LarKen disk system. I have a cassette of the ZTALKER programs - well two programs. One is ZPE and the other is ztalker. ZPE seems to work but ztalker refuses to do anything. I get a screen but it is frozen right there. I had to SAVE it to disk by NMI button but the cassette version is frozen too. Any ideas on either problem?

CASSETTE USERS

For those of you that use a Radio Shack Mini Amplifier - Speaker to enhance the LOADing of the program, there is a 110 VAC power supply that puts out (on the box and specs) 9 VDC. It is Radio Shack 273-1445 and is \$7.99. In the project mentioned next I was using my amplifier powered by a 9 volt battery. But that required remembering to turn off the unit. Once turned off I would have to again find the proper level to set it at to LOAD the next program. But with the power adapter you don't need to remember to turn it off and in fact the way I have the computer power inputs rigged I have a separate power strip that supplies power to the cassette recorder/play and for the amplifier. Turn it on and get a nice clean LOAD. It wouldn't take it wouldn't take long in battery savings to pay for the unit.

72 Years Old, Don Celebrates


Reverse the digits 72 (of my age) and you get 27th of

January which is my birthdate. Further for you mathematics folks there is the rule of 72 that bankers use. It is not exact down to the last penny but it is close. Take the interest rate and divide that into 72 and that gives the number of years that it will take to double your money. 6% would take 12 years. 5% would take 14.4 years. Enough of that now, what did I do on my birthday?

I started to convert my big box of cassette programs for the 2068 to disk. I am doing it for two reasons: one is to get the box of disks out of the garage and two to learn something. Like Hugh Howie wrote when he got involved in doing the QL software library for TTSUCs "it is a learning experience to find out how to do it and to run the programs to see what they were."

The first tape that I started with was one that Joan Kealy sent me way back when before she acquired a LarKen disk interface. I finally got all the programs to disk although all might not run. That I will have to test later as time permits. One that I thought was the CODE for a program ended up being a TASWORD II file explaining it. Amongst the programs was BJ which is Black Jack and there was this image that on first glance I said "there's Frank". If Abed can scan it in it will be here someplace.

Blackjack



The Silicon Chip Casino
Set for lower case

Headddders

There are several header reader programs that I have found some just one header and quit with the display. Some actually output to a printer and they are so slow that by the time the tape is to the next header the printer is still chattering I have one that stacks the information on the screen till the screen is full. I can break and COPY that to the 2040 printer. That program does not give all the information that

I might need but so far it is useful. Later I may try to combine what I feel are the best features of all the header programs and probably end up a mess.

And that brings up the program \$C2TAS.B1"

```
10 REM SCREEN$ TO TASWORD TWO 1996 by
  Bob Swoger V1.3
20 CLS : PRINT "" "This program
  creates a screen.CT TASWORD 2 file
  from a SCREEN.CM file provided it
  contains only printable characters.":
  PAUSE le3
30 RANDOMIZE USR 100: LOAD
  "SCREEN.CM"SCREEN$
40 INPUT ;: PRINT #0! FLASH
1;"Converting SCREENS to TASWORD 2"
50 LET T=33280
60 FOR R=0 TO 21
70 FOR C=0 TO 31
```

```
80 POKE T, CODE SCREEN$ (R,C)
90 LET T=T+1
100 NEXT C
110 FOR T=T TO T+31 STEP 2
120 RANDOMIZE USR 100: POKE T,8224
130 NEXT T
140 NEXT R
150 RANDOMIZE USR 100: SAVE
  "SCREEN.CT" CODE 33280,1408
160 RANDOMIZE USR 100:
  LOAD "TASWORD.BA"
9992 RANDOMIZE USR 100:
  SAVE "$C2TAS.B1" LINE 20
9998 RANDOMIZE USR 100:
  LOAD "L.B1"
9999 SAVE "$C2TAS.B1"
  LINE 20
```

Since a lot of the programs that I want to LLIST on the big printer are on Oliger disks I thought that I would convert the program to Oliger. I converted all the RANDOMIZE USR 100: statements to the Oliger commands which is to put the / after the command like SAVE / "name" and when I came to line 120 I saw no way to do that I tried RESTORE/S

which is the way to soft start the Oliger DOS or even to leave off the reference to DOS and just have POKE t,8224 but I got 'B Integer out of ranges 120:2 error message'. I tried eliminating the line and it seemed to work. Except that when I LOADED the file into TASWORD II, to the right side of the listing was a patterned set of garbage. The file was 1408 bytes long and when I tried to move the TASWORD file to MSCRIPT, I only got 33 bytes to move. I have successfully up to now transferred a TASWORD file to MSCRIPT but of course the end of line and such was always off and had to be corrected. So that option is out.

The only way that I see to do it is to just LLIST the program on the 2040 printer and tape the strips to a cut-to-size file folder backing material and copy them on a copy machine. That might even be less time consuming if I have a very long program. I thought I had a converter to convert a TASWORD file to an MSCRIPT file but I can't locate it if I do have it.

↯ STATIC ELECTRICITY AND EL NIÑO ↯

This has been the first winter here that we had to turn off the humidifier to keep the moisture down inside the house. Of course with the higher humidity there is no static electricity to speak of. In a normal winter I have to touch the ground strip which is a copper foil connected to a 1 Meg. resistor to the electric outlet box ground. In extreme cold weather and low humidity I would get a mild shock when I did that. So who can say that El Niño blows no good! We have had a lot of rain and little snow this winter since we have had much warmer than normal temperatures here in Auburn.

☹ Shades of Murphy's Law ☹

Spent part of yesterday and today getting my disk drives back into operation. I had been powering them with two IBM style switching power supplies, each is rated 67

Watts. I have four full height drives that I use and I have the first two (a 40 track and an 80 track) powered by one power supply and the other two are powered by another power supply. In my logic I had figured that if I was copying a disk then I could copy it to a drive powered by a different power supply and have less problems. Drive 0 is a forty track and it had been making a start up noise, I thought that was normal for the drive. Well, when the drive started to give error messages I tried the other 40 track drive and it operated O. K. So I assumed that perhaps the drive was quitting. About that same time I learned that my LarKen RAMDISK had failed. I check the batteries and found the voltage to be about 2.65 V which should be enough or so I thought since it seems that the chips require 2.00 volts or more to retain memory. I will on my next trip to Radio Shack buy a set of AAA batteries for the RAMDISK. I have a disk SAVED April 1997 labeled RAMDISK back up so I am ready to copy it to RAMDISK. So I guess if a drive starts to make chattering noise that it could be a bad power supply.

Header Reader

Head B1 program has been successfully converted to automatically print out the header data to the T/S 2040 printer. So now I can put a cassette in the player and go do something else while the header reader is doing its duty. What I did was remove the PRINT statements that created extra blank lines and duplicated that line with the PRINT that printed to the screen with an LPRINT line and I incremented the line number by one. I added a single PRINT after the Line # and the Block length printouts to space them so it was easier to read. It does make life easier for me in my cassette to disk project.

Letter from Dane Stegman

In the letter he states; "Also do you (know) anybody who would want about 24 boxes of 5 1/4 HD disks. I know that you cannot use them on a Timex-1000 or a 2068. All I asks is that someone pay the portages and they can have them. I have no use for them. All of my other orphans (TI & Atari) cannot use them. If you know of someone who would like them let me know."

DANE STEGMAN
26 MARSHALL AVE
AKRON NY 14001

My Wife Hath Spoken

I had left stuff here and there in my computer room in the process of getting the drives to operate and Masako my wife! pointed out to me this morning that my computer room was a mess. After I got it all going I stored the pieces and parts back where I had gotten them out of. It is too bad that she has not seen GATOR's computer room. Walk in and squeeze to the computer and hope nothing falls on you. Well if I had to re-setup a computer room I would have done it more like Bill Jones had his setup. A desk top of either a flush door or else two thickness' of 3/4 plywood laid on top of a 2 drawer filing cabinet at each end with a long hutch on the top. The desk top would be about 84 to 86 inches long with the hutch about the same length. Would have one shelf of the hutch that would be for

notebooks and one shelf for disk cases. If we ever move that will be the next setup.

RAMDisk Revisited

Yesterday, I made a trip to Radio Shack and bought 4 AAA batteries for my RAMDISKS. I have two, one with 4 RAMchips and one with 8 RAMchips. But on testing after I replaced the batteries the 8 chip one was blank and had to be reFORMATed. So I found the particulars in Bob Swoger's updated LarKen manual (Thanks Bob!) and proceeded to FORMAT the RAMDISK, I tried to copy the backup disk to RAMDISK using TTSUC's Utility disk's Copy12.B1 which I had moved to RAMDISK but it hung up so I LOADED the program from the TTSUC library disk and it wouldn't work. I finally checked the RAMDISK directory and got nothing. I reFORMATed it and checked and it had FORMATTed. So I shut of and LOADED the copy program by way of the turn-on with the ENTER key held down. Still wouldn't copy to RAMDISK.

I got the 4 chip RAMDISK from the box in the garage and replaced the batteries and checked, bingo the programs were still there. I tried to copy using copy12.B1 and it would not work. It would LOAD the file and then stop. So I LOADED the program from the TTSUC disk and it worked. Well why wouldn't it work? So I copied the copy12.B1 to a freshly FORMATTed disk and then copied the bytes Hcode C1 to the disk and I tried it and it would not work. So I went over the printed out directory and discovered only one other bytes file that could possibly work and that was Move.C1. So I ERASEd Hcode.C1 and copied Move.C1 to the disk and bingo it worked. So I erased Hcode.C1 from the RAMDISK and copied Move.C1 to it and then it worked. Using copy12.B1 that was on RAMDISK, I made a backup disk and it worked. I had two programs that I liked to use and wanted them on RAMDISK, they are on the DUS disk but neither of them that I had on RAMDISK would work. Studying the printed out directory I discovered that both had plenty of byte or code files (4 each), I had only copied one each to RAMDISK. So I had to trim and prune what I wanted on the RAMDISK since a four chip version only has 24 tracks and one is the directory. So the 4 chip model has no spare space now.

That was yesterday and today I once again tried the 8 chip RAMDISK. I got to thinking that maybe I had put a battery in backwards since when I checked the batteries after it wouldn't work, I couldn't get a reading. So I removed the batteries and put them in the 4 chip RAMDISK. Today I checked and got 3.15 volts where the battery holder leads entered the circuit board. I got a good FORMAT, after I turned it off a few minutes it was still responsive to commands. So copied the 4 chip contents by way of the disk backup to the 8 chip RAMDISK and had no problems. I must have inserted one battery backwards. All's well that ends well. But it did have me scratching my head for who to send it to for repair. Now I have 24 blocks to LOAD with programs. That's all for this issue. What will I be doing next? Stick around and find out. 0/0

QL Hacker's Journal

Supporting All QL Programmers

#27 January 1998

The QL Hacker's Journal (QHJ) is published by Tim Swenson as a service to the QL Community. The QHJ is freely distributable. Past issues are available on disk, via e-mail, or via the Anon-FTP server, garbo.uwasa.fi. The QHJ is always on the look out for article submissions.

QL Hacker's Journal
c/o Tim Swenson
38725 Lexington St. #230
Fremont, CA 94536

swensontc@geocities.com

<http://www.geocities.com/SilconValley/Pines/5865/>

Editors' Forum

The QHJ is back. After a year of taking a break, I'm back in the programming spirit again. Of course, I have not been inactive during that time, as any reader of QL Today can attest. I just have not felt like writing any programs for a while. I guess I did get burnt out a bit. Now we'll see how long before I get burnt out again.

Having recently purchased Qliberator, I have found its manual similar to the original QL manual, full of information, but kind of hard to find without reading the whole manual. I'm all for reading the whole manual, but sometimes it takes a while to figure out exactly how to apply what you are reading. I sometimes like manuals that are more "If you want to do this, this is how to do it."

From this thought, came the idea for the "Qlib Source Book", which will be something similar to the "Z88 Source Book". The Z88 Source Book was a collection of existing knowledge about the Z88. Most of the Z88 Source Book came from older published sources. With Qlib, there does not seem to be a wealth of published material helping the beginning Qlib user. So, time to send out a query and ask for material.

If you are an experienced Qlib user and have a few tricks that you would like to pass on, please send them to me (either hard copy, disk or e-mail). If you are a beginning Qlib user and you have questions that you would like to see answered, send them too. Since I do not have the knowledge to really do the subject well, I will play the role of editor. I'll collect the different submissions and put them in an organized document. The Qlib Source Book will be Freeware in its electronic form. Like the Z88 Source Book, a hard copy version will probably be available at minimal cost. With the Z88 Source Book the price of the book covered the cost of production and a small profit to FWD Computing. It was my way of supporting the primary US QL dealer.

Through the QHJ and QL Today I'll keep QLers informed of my progress. I've already volunteered Dilwyn Jones to help in writing some parts. Dilwyn has a number of years of experience with Qliberator and producing commercial software.

So, here is the long awaited next issue of the QHJ. Feel free to send any comments, complaints, articles, large

denomination bills, etc. Enjoy.

Regular Expressions

In all the years that I've been dealing with UNIX, one of the things that I have not taken the time to really learn is Regular Expressions. Regular expressions are based on a mini-language used for pattern matching in a number of UNIX search utilities. The most well known of these programs is grep and its variations fgrep and egrep. The term 'grep' is even derived from the words 'regular expression'.

No matter what operating system you have used, you have probably run across a regular expression. Most operating systems have a way of understanding something like this; "dir *.txt". In MS-DOS this means to list all files that end with a .txt extension. In QDOS, the equivalent phrase would be "wdir flp1_.txt". The asterisk or star, "*", is a wild card and means to match all strings. The asterisk is really a metacharacter. Metacharacters are special characters that mean different things in the regular expression language. More experienced users of MS-DOS may have used something like this; "dir *.e?". This means to match all files that start with a .e in the extension. It will match .exe, .efs, .exx, and others. The question mark is a metacharacter that means to match any character of length one.

So what does all this means to QDOS users? Well, a version of grep has been ported to the QL and comes with the C68 distribution. Grep is a very powerful and popular utility that can fill a number of needs. It is used to extract lines of text from files, but with its handling of regular expressions, it can be very smart on what it extracts. Once you know how grep works and how to use it, you will probably remember a time when it would have been useful to you.

With grep, you can do two things with its output, it can go to standard output or you can redirect it to a file. Since the QL does not have standard output, the QL version of grep opens a window to display its results. It also supports file direction. This means that you can send the output of grep to a file to be dealt with later.

To demonstrate the file redirection, lets take a look at a short grep example. In this example we have a text file and we want to find all lines that have the word QL in them:

```
exec flp1_grep;"ql flp1_file_in >  
flp1_file_out"
```

Since we are using arguments, we have to put them in quotes after the grep command. The results of the grep will now be in th file flp1_file_out.

Before we go to far, let's talk about three major concepts in regular expressions: characters, metacharacters, and character classes. A character is basically a byte, be it a text byte or binary byte. Metacharacters are a set of characters that are part of the regular expression language. In the examples above, the asterisk is a metacharacter. A

character class is a way of matching a group of characters.

Let's take a look at the metacharacters:

A character matches itself. Any character or string of characters are taken as literals. If you want to find the string "ing" in a file you would use the regular expression "ing". Most of the times when I am using grep, I use only literal characters.

A dot (.) matches any character, but only 1 character, similar to the question mark in MS-DOS. If you want to find a word in a text file that has three letters, starts with a B and ends with D, then you would use the regular expression B.D (grep is case sensitive. Upper case lettering has only been used to highlight the example.)

The caret (^) means the beginning of a line. If you want to find all lines that start with the word "The", you would use the regular expression "^The".

The dollar sign (\$) means the end of a line. If you want to find all lines that end with the word "end", you would use the regular expression "end\$".

The question mark (?) is used to match an optional character. If you wanted to find the word "color" but don't know if the British spelling "colour" is used, the regular expression "colo?r" would work. The ? means optional.

The plus (+) is used to match one or more items. If you want to find the words helper or helps, but not just help, you would use the regular expression "help+". The plus must match at least one character or it will fail.

The asterisk (*) is used like +, but it allows a null match. To find the words helper, helps and help, the regular expression "help*" would work. The asterisk allows for no character, as in the case of just help.

To get a little more power out of regular expressions, there is a metacharacter for the logical OR, the pipe symbol (|). Say you have a text file with a bunch of e-mail messages and you want to find all of the From and Subject lines, you would use the regular expression "From|Subject".

Now that you know how to use the OR metacharacter, you will find that you need to limit the OR. That's where the parentheses () come in. Using the last example of finding the From and Subject lines from e-mail messages, using the regular expression "From|Subject" will also find lines with either word in them. With e-mails, the From in the From line is always followed by a colon; "From:". The same goes for Subject. Now how do we write a regular expression for this? One way is this: "From:|Subject:". This will work, but a "cleaner" approach is this: "(From|Subject):". Since AND's are assumed in regular expressions, what you get is this "(From OR Subject) AND :". Just like in math, the parentheses control the bounds of the OR condition.

The backslash (\) is used to make a metacharacter a literal. If you want to look for all lines that end with a full sentence, meaning they end with a period, you could use the following regular expression: "\$". But, since the period is a metacharacter you will find all lines that end with a character. To get grep to use the period as a period, you need to use the backslash like this; "\.\$". The backslash tells grep to take the next character as a literal and not to interpret it.

Character classes are used as a way to search for groups of characters. Say you wanted to match the

numbers less than 4. You could do this with "(1|2|3)". Using the brackets, you could also create a character class "[123]". The true power of the character class comes when using the period. The period means to create a range of characters (Metacharacters mean something else when in a character class). In the last example, the character class could also be written as "[1.3]", meaning all characters from 1 to 3. To define the letters of the alphabet the character class would be "[a.z]". Since grep is case sensitive, a better character class would be "[a-zA.Z]".

You can mix up characters in a character class any way you like. Say you have to find all occurrences of numerical dates in a file. Dates could be defined as 7-23-97, or 7/23/97, or even 7.23.97. You want to find any dates with a dash, slash, or period. You would create the character class "[-./]". Remember that the period means only itself when inside a character class and does not mean to match a single character. So to find our dates, we would use the regular expression "7[-./]23[-./]97".

The caret (^) means something else when used in a character class; it means to negate the class. If you want to match anything but numbers, you would create the character class "[^0 9]". The caret works to negate when it is immediately used after the opening bracket. If it is used after that it only means itself. The character class "[-.^]" matches only a dash, period, or caret.

If you are interested in learning more, check out the book "Mastering Regular Expressions" by Jeffrey Friedl

End-Of-File Finding

A lot of the programs that I like to write are filters. They take a text file as input, do something to the file, and output the results to a second file. Doing this involves reading a file one line at a time. A way of doing this would be something like this:

```
REPeat loop
  INPUT #4,in$
  IF EOF(#4) THEN EXIT loop
  PRINT in$
END REPeat loop
```

This algorithm will work, except that it will not output the last line. When I first tried this, I could not figure out why the last line was not being output. It was all based on how I saw the program being executed. I thought that the INPUT statement would read in the end-of-file (EOF) marker and then do a compare. What is really happening is that the last line is read in, then the EOF check is made. Since the file pointer advanced after reading in the last string, it is now pointing at the EOF marker. When the EOF check is done, it returns TRUE and the EXIT loop is done. A better example would be this:

```
REPeat loop
  IF EOF(#4) THEN EXIT loop
  INPUT #4,in$
  PRINT in$
END REPeat loop
```

This will print out the last line of the file. But, this algorithm also has its faults. It assumes that there is an end-of-line (EOL) marker at the end of the last line. If there was not EOL and only the EOF, an error would occur reading in the last line.

A better routine would read in each character and put the

line together while constantly checking for an EOF. Here is an example:

```
DEF PROCEDURE read_line
  in$=""
  REPEAT loop
    IF EOF(#4) THEN EXIT loop
    byte$ = INKEY$(#4,-1)
    in$ = in$ & byte$
  END REPEAT loop
  RETURN in$
END DEF read_line
```

It would be used like this:

```
next_line$ = read_line
```

If using Qliberator, you can use the Q_ERR function to locate EOF. Q_ERR can only trap for EOF after the fact. You keep reading through the file until you get an EOF error, which is trapped by Q_ERR. This means that you would check for Q_ERR/EOF after an INPUT statement.

An example is

```
Q_ERR ON "INPUT"
REPEAT loop
  INPUT #4, in$
  IF Q_ERR = -10 THEN EXIT loop
  PRINT in$
END REPEAT loop
Q_ERR OFF
```

Background Programs

Back in the hey-days of MS-DOS, before MS-Windows, there was a neat type of program called "Terminate & Stay Ready" (TSR). The program could be LOADED up at boot time, remain in memory while other programs were running, and could be called up at any time. The program would stay in the background until a funny key sequence was typed in, then it would pop-up in front of the current program and be ready to do something. Sidekick was the first popular program to do this.

Since MS-DOS could not multitask, how this was done is still a mystery to me. In the QDOS world, where multitasking is a reality, a program like this is fairly easy to do. Since SuperBasic will not multitask, the end program has to be compiled in some way. For this article, I'll use Qliberator to compile SuperBasic.

A background job is designed to be hidden and not appear until it needs to. This means that the program will not immediately open any windows and only open them when necessary.

When compiling this with Qliberator, be sure to turn the WINDS option off. The program will open its own windows. If you have WINDS turned on, the program will execute, but you will need to do a CTRL-C to get back to QDOS. If anybody knows exactly what I'm doing wrong, please let me know.

```
100 job = Q_MYJOB
110 QP job,128
120 x = KEYROW(7)
130 IF x = 20 THEN
140 BEEP 1000,10
150 OPEN #3,con_50x50a100x100_32
160 PAPER #3,0: INK #3,2: BORDER #3,4,2: CLS
#3
170 PRINT #3,"Hello"
180 x$ = INKEY$(#3,-1)
```

```
190 CLOSE #3
```

```
200 END IF
```

```
210 GO TO 120
```

MicroEmacs Line Numbering

I've been meaning to tinker around with MicroEmacs macros for some time, but never got around to it. Recently I decided to take the time to really give it a try. Of all of the text editors available for the QL, I think MicroEmacs is the most powerful. Its macro language is the most robust of the editors. Both QED and ED have macros that can automate keystroke commands, but they don't have any logic (IF..THEN) or structure (WHILE) features. MicroEmacs has looping and logic controls.

As an example, I thought that a line number macro would be nice. The following macro goes to the beginning of the file and starts putting line numbers on each line. Before it does this it queries you for a starting line number, which are incremented in 10's. To determine when to stop processing, I had to know when the macro had reached the end of the file. Since there is no end-of-file checking mechanism, I had to move to the end of the file and get the line number of the last line. This was then used in the while loop. If there are lots of empty lines at the bottom of the file, there macro will number them also. A check could be put in the see if the current line is empty, but this would not work if a line had only white space in it (tabs and/or spaces).

I noticed two differences between the execution of MicroEmacs and ED/QED macros. One, ED/QED macros are kind of slow and take a while to run. MicroEmacs macros are very fast. Total run time for this macro in an 20 line routine was about 1-2 seconds. Two, when executing ED/QED macros you can see what is going on as it happens. The screen updates with each command. With MicroEmacs, the screen seems to update only at the end of the macro. When the macro went to the bottom of the file and then returned to the top, I thought it would display the movement, but it did not. If you do want to update the display while a macro is executing, there is a redraw screen command that you can use.

The documentation for the MicroEmacs macros is good in documenting the different commands, but it falls short of providing many examples. I used other macros that came with MicroEmacs to learn from. This can slow down the learning process, but there is no other alternative. In some ways I use this same technique in other languages. I keep bits of code around so I don't have to memorize how to do a routine in a particular language, I just go though my old code.

```
; Line Numbering Macro
set %line_num @"Starting Line Number? "
end-of-file
set %tot_lines $curline;LET
tot_lines=line number @ EOF
beginning-of-file
!while &less $curline %tot_lines
  beginning-of-line
  insert-string %line_num
  insert-string " "
  set %line_num &add %line_num 10;LET
  line_num=line_num+10
```



```

next-line
!endwhile
beginning-of-file

```

Adding Config Blocks To QLib Programs

BasConfig is a utility, written by Oliver Fink, that creates config blocks for Qliberator compiled programs. For those that don't know, config blocks are extras chunks of data added to programs that are changeable by the user, using the program "config". In other words, if you have a program and you want the user to be able to change the size of the programs window, you can put the variables for the window size in a config block and let the user configure anytime they want. Config blocks are part of the executable and do not interfere with the running of the program. The 'config' program knows where in the executable the config block is and knows how to change it.

Another way of looking at the config block is as an object that has some data that is used by your program and is separate from your program. In fact, until your program is compiled, the config block is a separate file from your SuperBasic program. This block is accessible from both your program and the "config" program.

BasConfig creates a file that has the config block and some SuperBasic extensions that allow the program access to the block. These extensions need only be LRESPRed when you are developing your program. They can be compiled into your program and become part of the executable.

Before you use BasConfig, you need to define what type of data you want the user to be able to change. There are 7 different data types that are allowed in config blocks:

```

String
Long Word
Word
Byte
Select
Code
Char

```

BasConfig does not support the Long Word or Select data types. I don't have any documentation on config, so I can't say exactly what the difference is between the types other than what is obvious.

To access the data in the config block, there is a function for each data type supported by BasConfig:

```

C_STR$(n)   - String
C_WORD(n)   - Word
C_BYTE(n)   - Byte
C_CODE(n)   - Code
C_CHAR(n)   - Char

```

The functions return the Nth data type in the config block. If you have two CHAR's and one STRING data types in the config block and you wanted to get the second CHAR, you would do something like this:

```
$var = C_CHAR(2)
```

If your config block does not have a CHAR data type, you should be back some sort of error (I have not tested this).

To learn how all of this works, I created a SuperBasic program that opens a window and displays the

contents of the two BYTE data items in a config block. The example code is:

```

100 REMark $$asmb=ram1_test_cfg,0,10
110 EXT_FN "C_BYTE"
120 OPEN #3,scr_100x100a50x50
130 PAPER #3,0:INK #3,4:CLS #3
140 item1 = C_BYTE(1)
150 item2 = C_BYTE(2)
160 PRINT #3,"Item #1 = ";item1
170 PRINT #3,"Item #2 = ";item2
180 PAUSE 500
190 CLOSE #3


```

Note the \$\$asmb directive that links the config block into the program. It is BasConfig that creates this block, which includes the 5 functions to access the config block. The EXT_FN command tells Qliberator that the references to C_BYTE will be resolved at link time. To create the config block, exec basconfig_obj. The program will ask you for how many different config items you want. For this example, I entered 2. Next you are asked to enter the name of your final program and its version number. This is used by the "config" program to let the user know exactly what program they are configuring. These 2 items can not be changed by the user.

Now the program will query you for the data types for the first data item. You can scroll through the data types by hitting the left arrow key. I scrolled over to "Byte" and hit return. Since each data type is different the next few questions will be different for each data type. In the base of the "Byte" data type the items were: Initial value, Minimum value, & Maximum value. The Min. and Max. values give you control of the changes the user can make, so that a "bad" configuration can't be made. For this example, I gave the first item a initial value of 10 and the second a value of 20.

Once I answered all of the questions for the second config item, the program asked for a file to store the config block. It looks like the convention for config block file name extensions is _cfg.

Now, the documentation for BasConfig is very sparse. I had to figure out how to get the data out of the config block by reading the source code for BasConfig. So, I have only done just enough to get a fair idea of what is going on and how to get it to work.



Unclassified Ads

Place your ads here, it is free!

Mail to: A. KAHALE 3343 S FLAT ROCK CT SIERRA VISTA AZ 85635-6874

Please inform and/or update the Editor of any changes in your ad/s

SPECTRUM for your 2068

If you are a LarKen LK-DOS owner and would like to run SPECTRUM programs on your system, we will supply a V2 EPROM, socket and 74HCT32 for \$12 which includes shipping and handling. The installation instructions are in your LarKen manual. We shall not be responsible for your install job. AERCO owners need only the EPROM for \$10 forwarded to LarKen.

Bob Swoger Address on page 2

747 Flight Simulator

So you like to fly, the 747 Flight Simulator for SPECTRUM by Derek Ashton of DACC. Requires a SPECTRUM equipped 2068. Supplied on LarKen SSDD or DSDD LarKen disk for \$10 which goes to Derek now working at Motorola with Bob.

Bob Swoger Address on page 2

A Strategic Generic War Game for the TS-2068

CONQUEST

➤ Available on tape, or disk, AERCO, Oliger. Game and map SAVes in BASIC allows conversion to your system.

➤ Completely in fast machine code. Games can be SAVED and CONTINUED. Price \$19.95 + \$2.50 S&H

Order from:-

LLOYD DREGER

2461 S. 79TH ST

WEST ALLIS WI 53219

or:-

SMUG

BOX 101

BUTLER WI 53007

The John Oliger Co.

11601 Wadbey Dr.

Cumberland IN 46229

The John Oliger Floppy Disk System

FOR THE TS-2068

DISKWORKS

EXPANSION BOARD

2068 User Cartridge

DISK BOARDS "A" & "B"

2068 Parallel Printer Port

2068 EPROM Programmer

2068/SPECTRUM Joystick Port

DFh Mapped Universal I/O Port board

User Manual only : \$5.00 (Read before you buy)

Service For America's

Favorite Home Computers and Their Accessories

SINCLAIR

TIMEX ADAM ATARI IBM OSBORNE

TI COMMODORE TRS-80

BUY SELL TRADE UPGRADE

Repair Charge Examples

TS-1000, ZX-81, 1016 RAMPack, Memotech, ZEBRA Talker, MIRACLE Centronics, RAM Centronics.

\$5.00 each + parts & shipping.

TS-2020, 2040, PC-8300, ZX-80, TI-99, Z-SIO, Byte-Back, AERCO 2068 Centronics, BASICare, LarKen RAMDisk

\$10.00 each + parts & shipping.

TS-2068, Spectrum, A&J MicrD, Miracle 512K, LarKen 1000 & 2068 FDI, Kempston FDI, Cumana FDI, CST FDI.

\$15.00 each + parts & shipping. July 1, 1996

Reasonable flat rate plus parts and shipping.

Write or call for prices SASE appreciated

COMPUTER CLASSICS

RT 1, BOX 117

CABOOL MO 65689

Phone 417 469-4571 417 467-4571

ZX-TEXT - Word Processor

ZX-CALC - Spread Sheet

Business Software

Cycle Accounting Financial Report Generator

ZX-CALENDAR - Time Management

ZX-81 TS-1000 TS-1500

TS-2068

Albert F. Rodriguez

A.F.R. Software®

1605 PENNSYLVANIA AVE 204

MIAMI BEACH FL 33139

305 531-6464

Make David an Offer

ZX-81/TS-1000 TS-2068

Hardware Kits

Real Time Clock I/O Controller RS-232

Centronics I/F 16K & 64K RAM 300 BAUD

Modem A-D Converter(assembled)

BYTE-BACK INC

536 LONG TER

LEESVILLE SC 29070